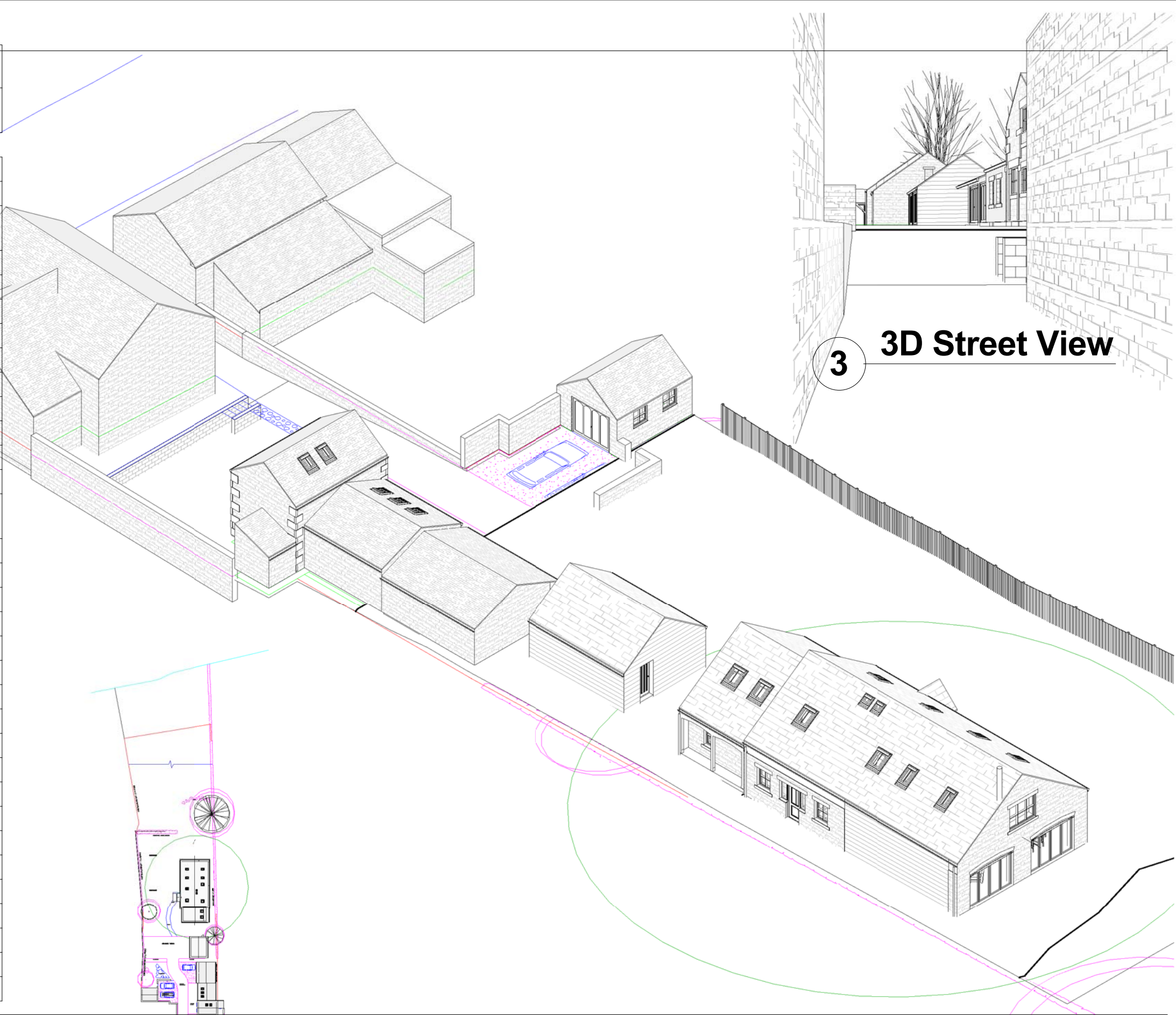


Drawing List - For revision use issue date on title block ...

Sheet Number	Sheet Name	Scale	Sheet Size
1400	Site Location Plan	1:1250	A3
1401	New Barn Roof Plan	1:100	A3
1402	New Barn Ground Floor Plan	1:100	A3
1403	New Barn First Floor Plan	1:100	A3
1404	3D New Barn View	1:100	A3
1405	New Barn Front Elevation	1:100	A3
1406	New Barn Back Elevation	1:100	A3
1407	Site Left Elevation	1:100	A3
1408	Site Right Elevation	1:100	A3
1409	3D Back Left	1:100	A3
1410	Foundation Plan	1:50	A3
1411	Internal Door Schedule	NTS	A3
1412	Level Survey	1:100	A3
1413	Ext Lintol Window/Door & Rooflight	NTS	A3
1414	Master Bedroom Section 1	1:50	A3
1415	Master Bedroom Section 2	1:50	A3
1416	Long Section	1:50	A3
1417	Store Section	1:50	A3
1418	Stair Section	1:50	A3
1419	Bedrom 2 Section	1:50	A3
1420	Ground Floor Plan Detail	1:50	A3
1421	First Floor Plan Detail	1:50	A3
1422	3D Fireplace	NTS	A3
1423	3D Dining - Kitchen	NTS	A3
1424	Ceiling Plans	1:100	A3
1425	3D Kitchen View 1	NTS	A3
1426	3D Kitchen View 2	NTS	A3
1427	3D Lounge TV View	NTS	A3
1428	3D D-F with Transpancy	NTS	A3
1429	3D B-F with Transpancy	NTS	A3
1430	3D A-F with Transpancy	NTS	A3
1490	Old Barn Plans	1:100	A3
1491	Old Barn Elevations	1:100	A3



THIS DRAWING AND CAD DATA THEREIN IS PROTECTED BY
COPYRIGHT
AND MUST NOT BE COPIED OR REPRODUCED
WITHOUT THE WRITTEN CONSENT OF
OWLarchitecture.com

NO DIMENSIONS ARE TO BE SCALED FROM THIS DRAWING.
USE FIGURED DIMENSIONS ONLY.
ALL DIMENSIONS AND SIZES ARE TO BE CHECKED ON SITE
AND ANY DISCREPANCIES REPORTED TO THE ARCHITECT
PRIOR TO INITIATION OF ANY WORKS.

1

50 Site Location

1 : 1250

PROPOSED SITE PLAN 1:
Main Street

No

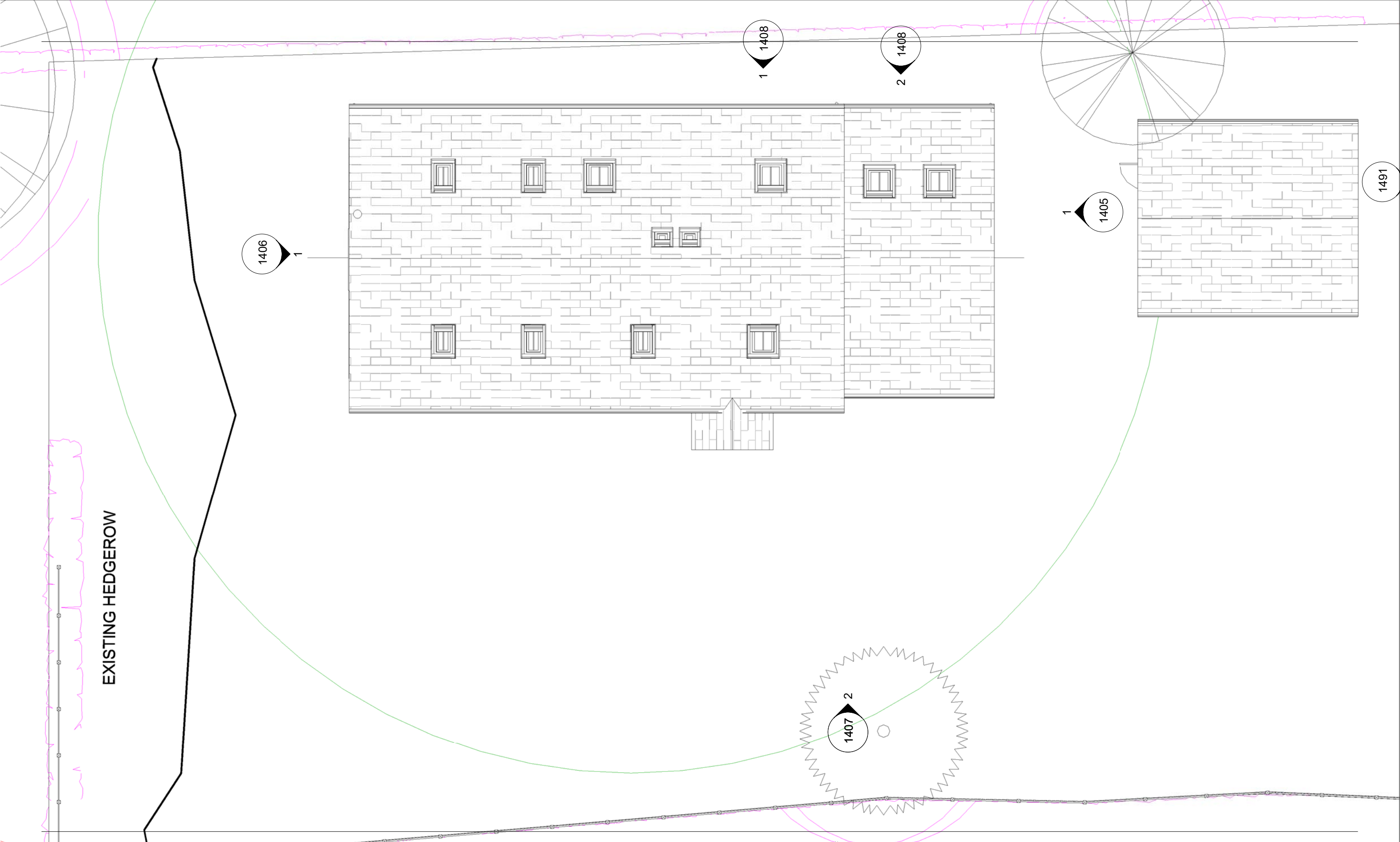
Job Name
Barn Residence
58 Main St, LS14 3BU
Thorner, Leeds
Drawing Title
Site Location Plan

Status
v4m (new barn/house only)
Sheet By
GJW
Scale at A3 - double scale at A1
1 : 1250
Job Number
1528
Drawing Number
1400
Issued Date
12/04/2016



OWL architecture.com

Mob 0771 898 6000
25 Crescent View
Alwoodley
Leeds
LS17 7QF
West Yorkshire



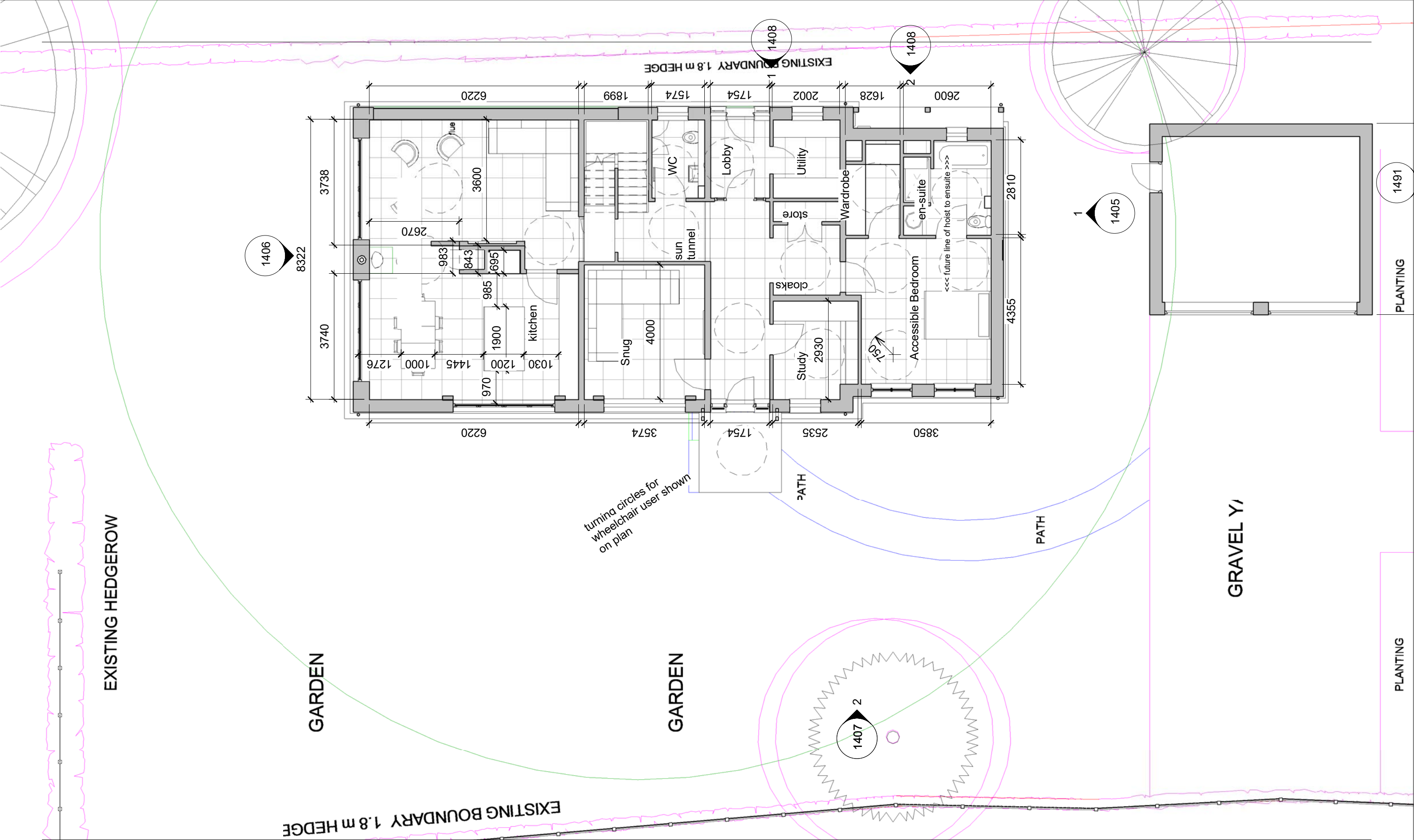
THIS DRAWING AND CAD DATA THEREIN IS PROTECTED BY
COPYRIGHT
AND MUST NOT BE COPIED OR REPRODUCED
WITHOUT THE WRITTEN CONSENT OF
OwlArchitecture.com
©
NO DIMENSIONS ARE TO BE SCALED FROM THIS DRAWING.
USE FIGURED DIMENSIONS ONLY.
ALL DIMENSIONS AND SIZES ARE TO BE CHECKED ON SITE
AND ANY DISCREPANCIES REPORTED TO THE ARCHITECT
PRIOR TO INITIATION OF ANY WORKS.

Job Name
Barn Residence
58 Main St, LS14 3BU
Thorner, Leeds
Drawing Title
New Barn Roof Plan

Status	v4m (new barn/house only)		
Sheet By	Scale at A3 - double scale at A1		
GJW	1 : 100		
Job Number	Drawing Number	Issued Date	
1528	1401	12/04/2016	

**OWL** architecture.com

Mob 0771 898 6000
25 Crescent View
Alwoodley
Leeds
LS17 7QF
West Yorkshire

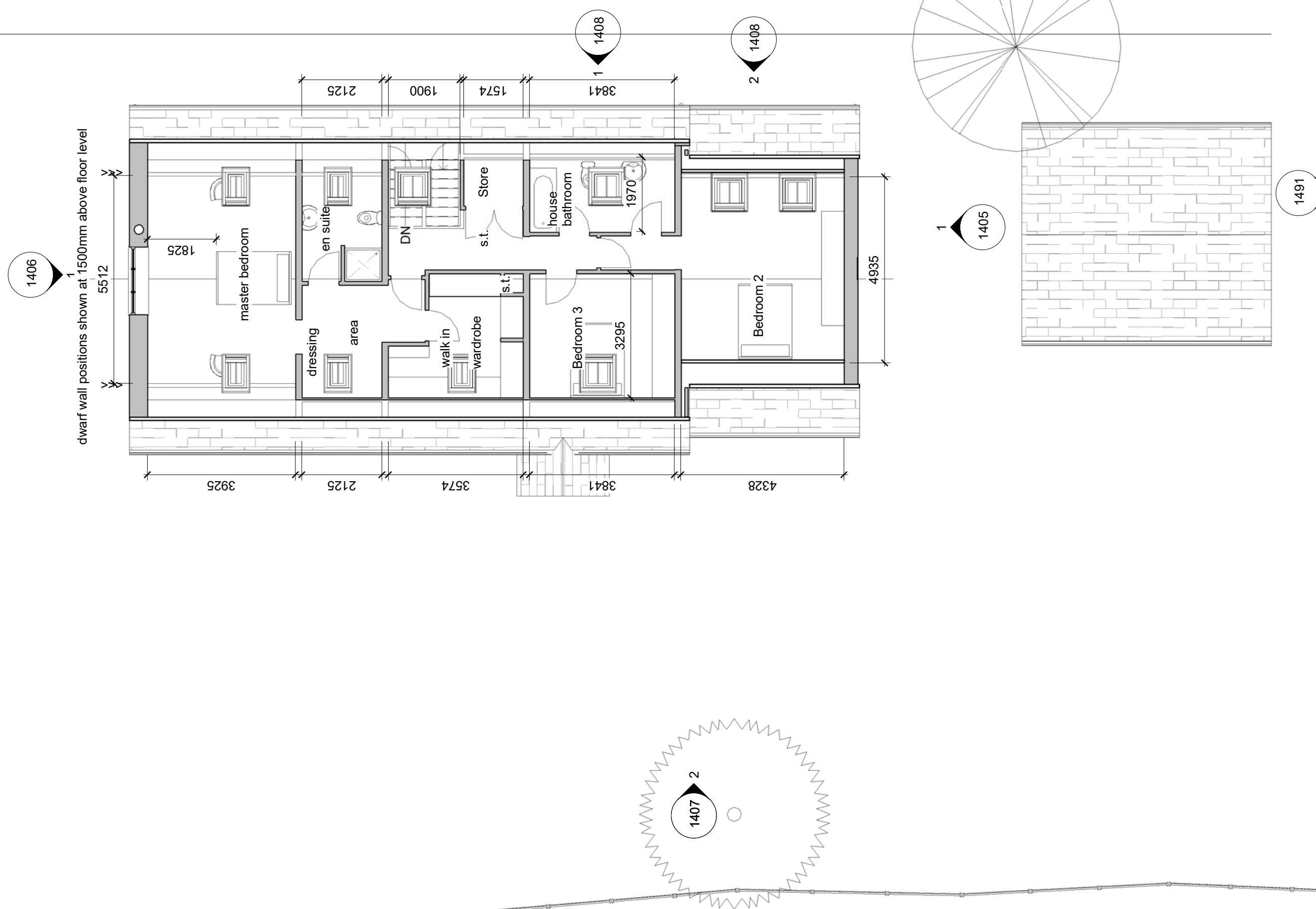


THIS DRAWING AND CAD DATA THEREIN IS PROTECTED BY
COPYRIGHT
AND MUST NOT BE COPIED OR REPRODUCED
WITHOUT THE WRITTEN CONSENT OF
OWLarchitecture.com
©
NO DIMENSIONS ARE TO BE SCALED FROM THIS DRAWING.
USE FIGURED DIMENSIONS ONLY.
ALL DIMENSIONS AND SIZES ARE TO BE CHECKED ON SITE
AND ANY DISCREPANCIES REPORTED TO THE ARCHITECT
PRIOR TO INITIATION OF ANY WORKS.

Job Name
Barn Residence
58 Main St, LS14 3BU
Thorner, Leeds
Drawing Title
New Barn Ground Floor
Plan

Status
v4m (new barn/house only)
Sheet By
GJW
Scale at A3 - double scale at A1
1 : 100
Job Number
1528
Drawing Number
1402
Issued Date
12/04/2016

Mob 0771 898 6000
25 Crescent View
Alwoodley
Leeds
LS17 7QF
West Yorkshire
OWL architecture.com



THIS DRAWING AND CAD DATA THEREIN IS PROTECTED BY
COPYRIGHT
AND MUST NOT BE COPIED OR REPRODUCED
WITHOUT THE WRITTEN CONSENT OF
OwlArchitecture.com
©
NO DIMENSIONS ARE TO BE SCALED FROM THIS DRAWING.
USE FIGURED DIMENSIONS ONLY.
ALL DIMENSIONS AND SIZES ARE TO BE CHECKED ON SITE
AND ANY DISCREPANCIES REPORTED TO THE ARCHITECT
PRIOR TO INITIATION OF ANY WORKS.

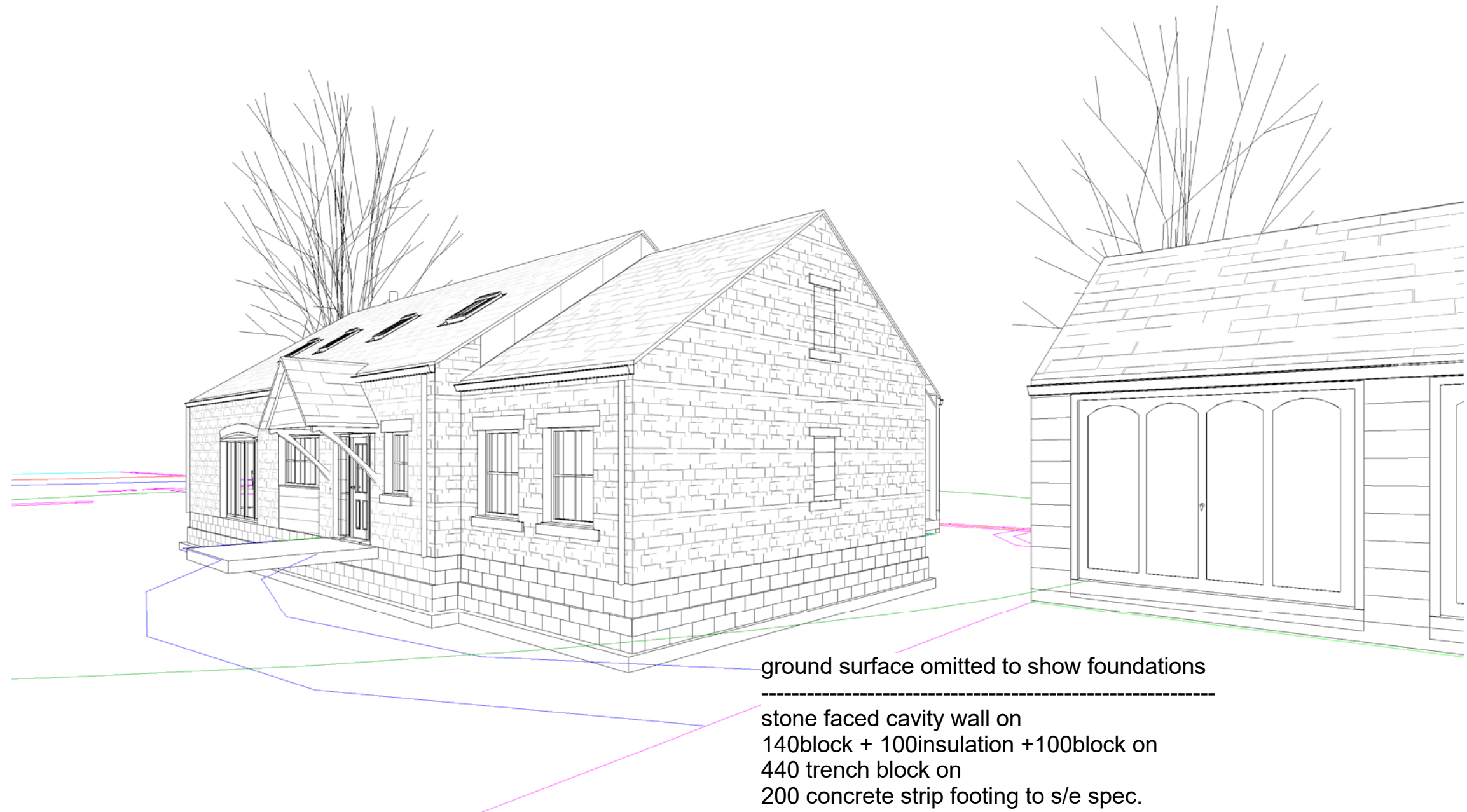
No
Job Name
Barn Residence
58 Main St, LS14 3BU
Thorner, Leeds
Drawing Title
New Barn First Floor Plan

Status
v4m (new barn/house only)
Sheet By
GJW
Scale at A3 - double scale at A1
1 : 100
Job Number
1528
Drawing Number
1403
Issued Date
12/04/2016



OWL architecture.com

Mob 0771 898 6000
25 Crescent View
Alwoodley
Leeds
LS17 7QF
West Yorkshire



1 3D View 1

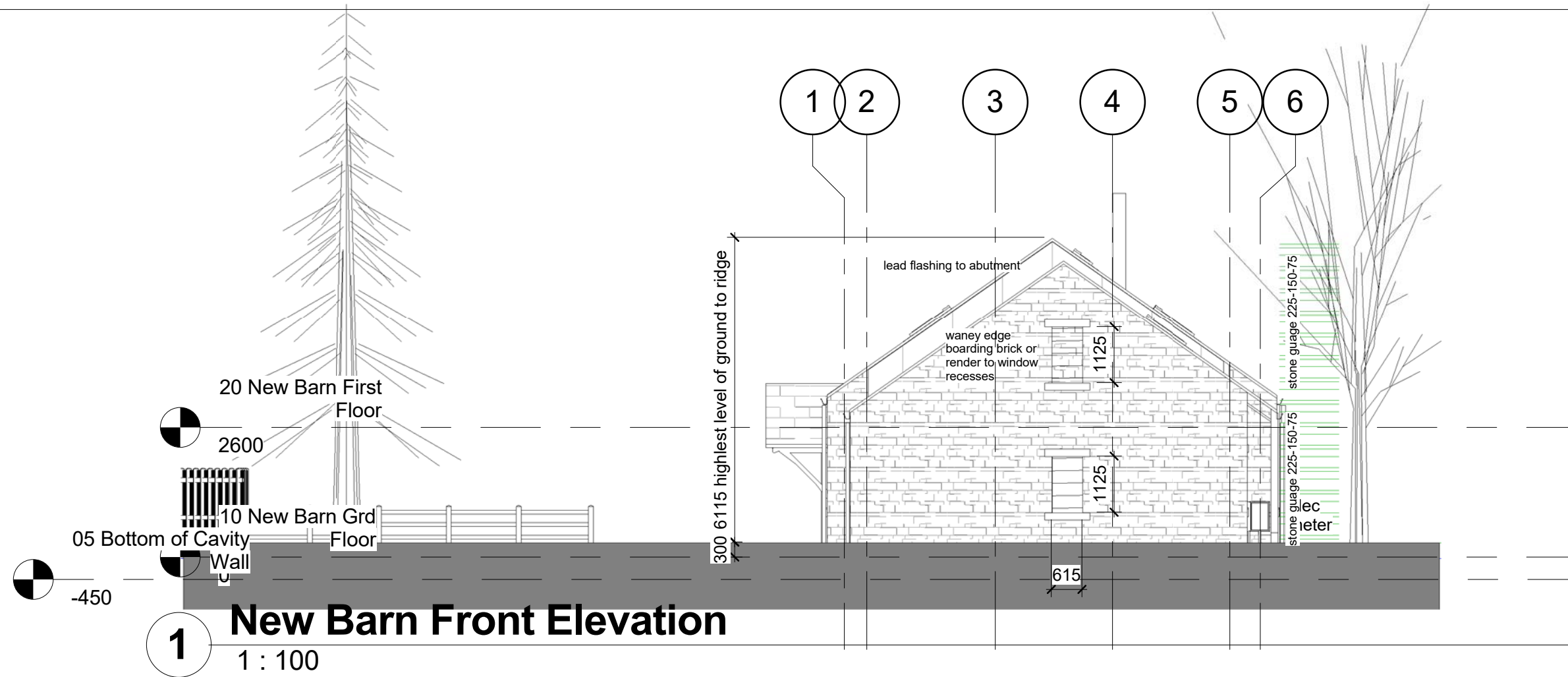
rev	description	initial	date
Job Name			
Barn Residence			
58 Main St, LS14 3BU			
Thorner, Leeds			
Drawing Title			
3D New Barn View			
Status			
v4m (new barn/house only)			
Sheet By			
GJW			
Scale at A3 - double scale at A1			
Job Number	Drawing Number	Issued Date	
1528	1404	12/04/2016	



Mob: 0771 898 6000
25 Crescent View
Alwoodley
Leeds
LS17 7QF
West Yorkshire

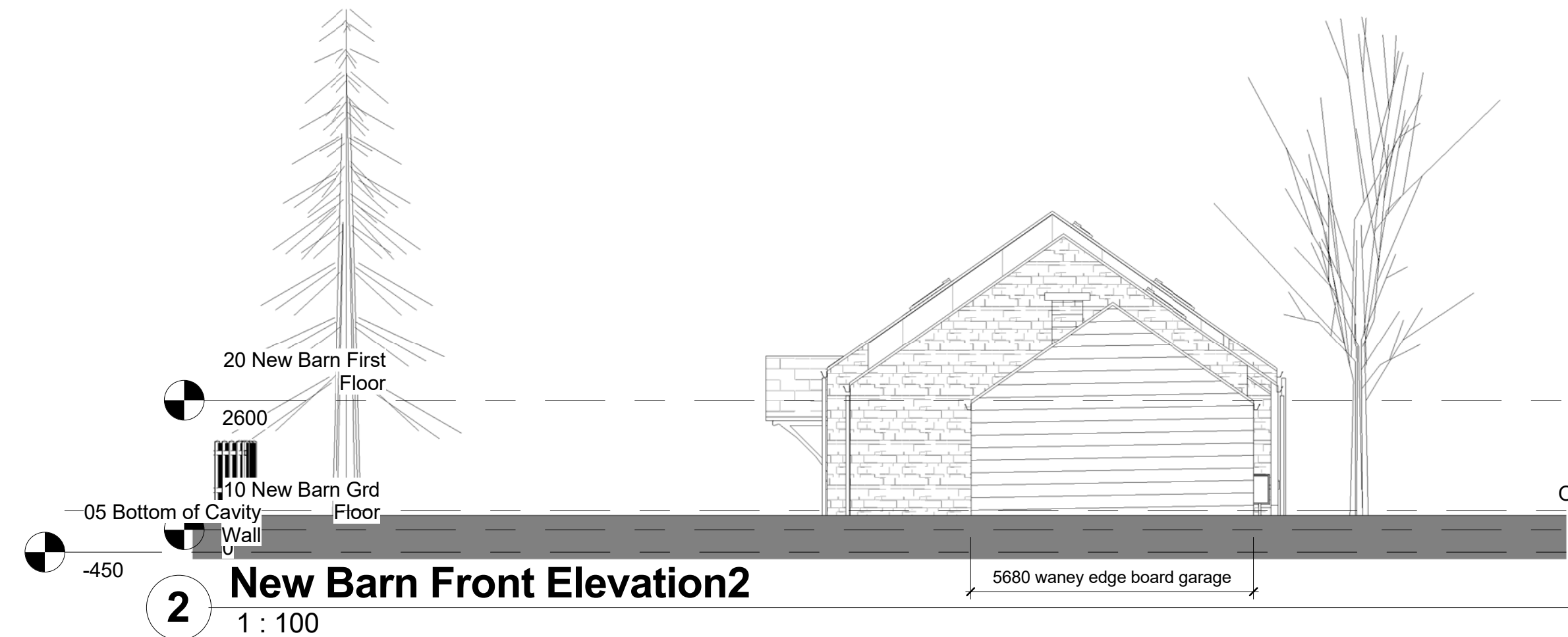
OWL architecture.com

THIS DRAWING AND CAD DATA THEREIN IS PROTECTED BY
COPYRIGHT
AND MUST NOT BE COPIED OR REPRODUCED
WITHOUT THE WRITTEN CONSENT OF
©
OWLarchitecture.com
NO DIMENSIONS ARE TO BE SCALED FROM THIS DRAWING.
USE FIGURED DIMENSIONS ONLY.
ALL DIMENSIONS AND SIZES ARE TO BE CHECKED ON SITE
AND ANY DISCREPANCIES REPORTED TO THE ARCHITECT
PRIOR TO INITIATION OF ANY WORKS.



New Barn Front Elevation

1 : 100



New Barn Front Elevation2

1 : 100

rev	description	initial	date
Job Name	Barn Residence		
	58 Main St, LS14 3BU		
	Thorner, Leeds		
Drawing Title	New Barn Front Elevation		
Status	v4m (new barn/house only)		
Sheet By	GJW		
Scale at A3 - double scale at A1	1 : 100		
Job Number	Drawing Number	Issued Date	
1528	1405	12/04/2016	

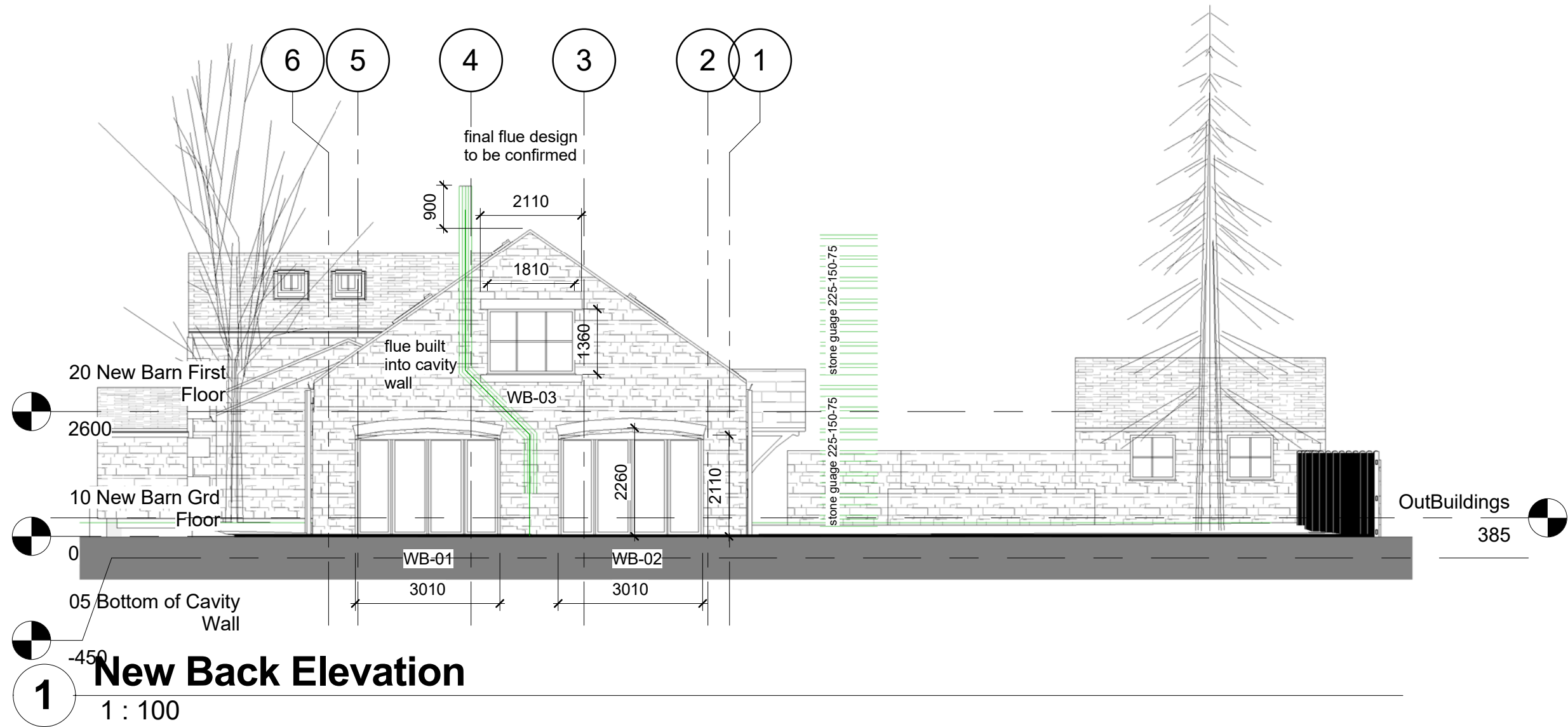
OutBuildings

385



Mob: 0771 898 6000
25 Crescent View
Alwoodley
Leeds
LS17 7QF
West Yorkshire

OWL architecture.com



rev	description	initial	date
Job Name			
Barn Residence			
58 Main St, LS14 3BU			
Thorner, Leeds			
Drawing Title			
New Barn Back Elevation			
Status			
v4m (new barn/house only)			
Sheet By			
GJW			
Scale at A3 - double scale at A1			
1 : 100			
Job Number			
1528			
Drawing Number			
1406			
Issued Date			
12/04/2016			

Mob: 0771 898 6000

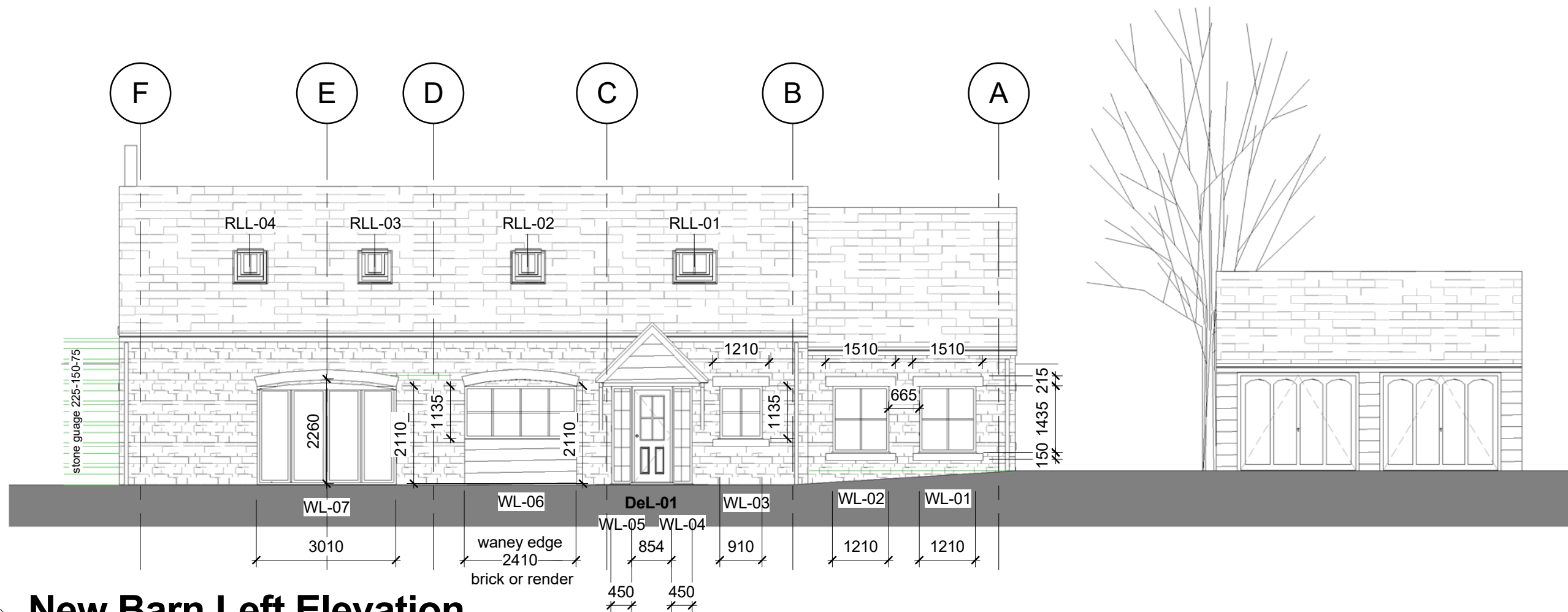
25 Crescent View
Alwoodley
Leeds
LS17 7QF
West Yorkshire

OWL architecture.com



1 Site Left Elevation

1 : 200



2 New Barn Left Elevation

1 : 100

THIS DRAWING AND ALL DATA THEREIN IS PROTECTED BY
COPYRIGHT
AND MUST NOT BE COPIED OR REPRODUCED
WITHOUT THE WRITTEN CONSENT OF
OWLarchitecture.com

NO DIMENSIONS ARE TO BE SCALED FROM THIS DRAWING.
USE FIGURED DIMENSIONS ONLY.
ALL DIMENSIONS AND SIZES ARE TO BE CHECKED ON SITE
AND ANY DISCREPANCIES REPORTED TO THE ARCHITECT
PRIOR TO INITIATION OF ANY WORKS.

No

Job Name
Barn Residence
58 Main St, LS14 3BU
Thorner, Leeds
Drawing Title
Site Left Elevation

Status

v4m (new barn/house only)

Sheet By
GJW

Scale at A3 - double scale at A1

As

Job Number

1528

Drawing Number

1407

indicated

12/04/2016



OWL architecture.com

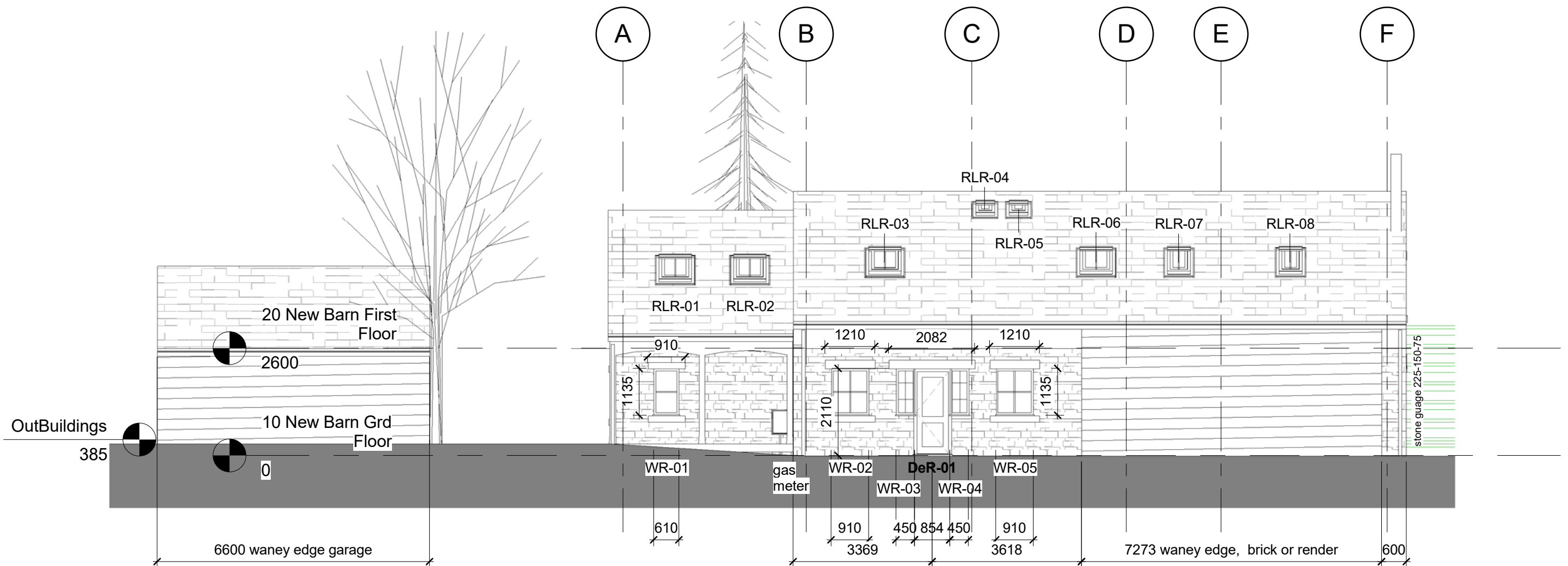
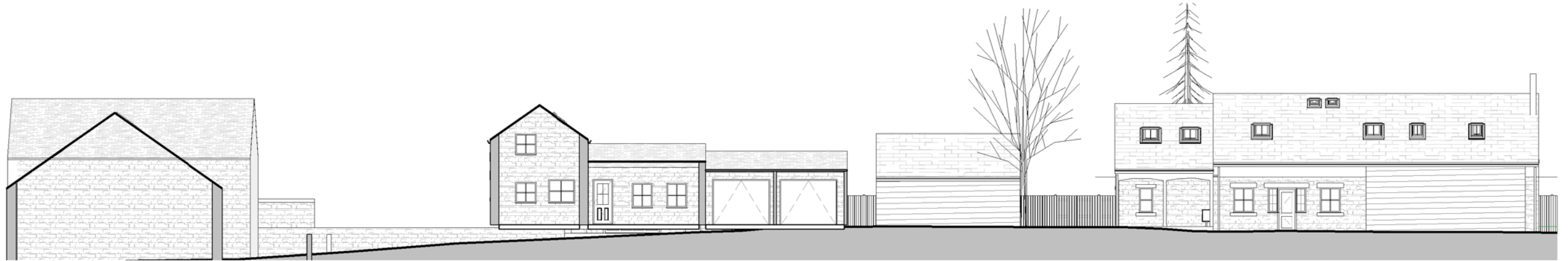
Mob 0771 898 6000

25 Crescent View
Alwoodley
Leeds
LS17 7QF
West Yorkshire

1

Site Right Elevation

1 : 200



2

New Barn Right Elevation

1 : 100

THIS DRAWING AND CAD DATA THEREIN IS PROTECTED BY
COPYRIGHT
AND MUST NOT BE COPIED OR REPRODUCED
WITHOUT THE WRITTEN CONSENT OF
OWLArchitecture.com

NO DIMENSIONS ARE TO BE SCALED FROM THIS DRAWING.
USE FIGURED DIMENSIONS ONLY.
ALL DIMENSIONS AND SIZES ARE TO BE CHECKED ON SITE
AND ANY DISCREPANCIES REPORTED TO THE ARCHITECT
PRIOR TO INITIATION OF ANY WORKS.

No

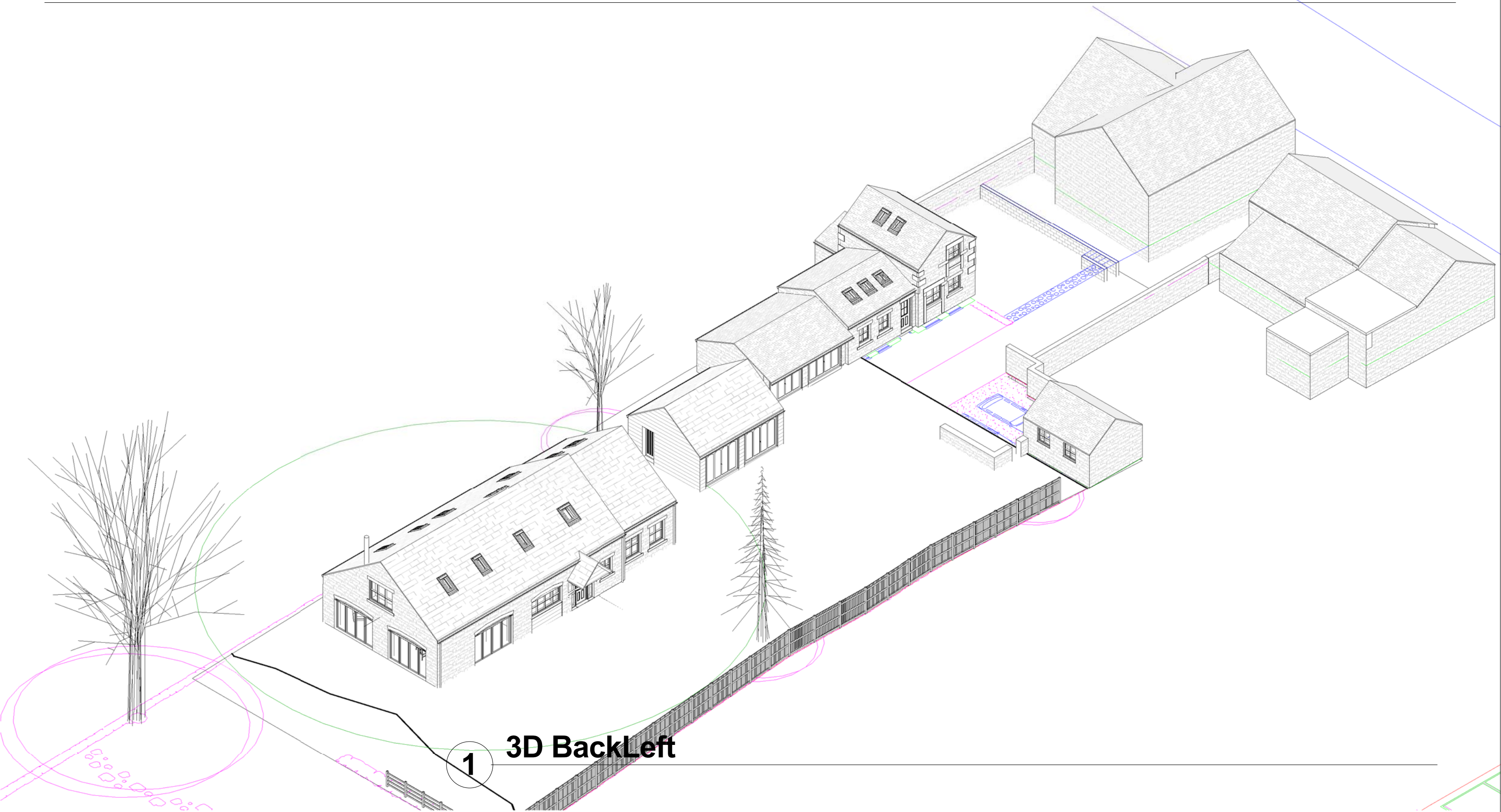
Job Name
Barn Residence
58 Main St, LS14 3BU
Thorner, Leeds
Drawing Title
Site Right Elevation

Status
v4m (new barn/house only)
Sheet By
GJW
Job Number
1528
Drawing Number
1408
Scale at A3 - double scale at A1
As
indicated
12/04/2016



OWL architecture.com

Mob 0771 898 6000
25 Crescent View
Alwoodley
Leeds
LS17 7QF
West Yorkshire



1 3D BackLeft

THIS DRAWING AND CAD DATA THEREIN IS PROTECTED BY
COPYRIGHT
AND MUST NOT BE COPIED OR REPRODUCED
WITHOUT THE WRITTEN CONSENT OF
OWLArchitecture.com
©
NO DIMENSIONS ARE TO BE SCALED FROM THIS DRAWING.
USE FIGURED DIMENSIONS ONLY.
ALL DIMENSIONS AND SIZES ARE TO BE CHECKED ON SITE
AND ANY DISCREPANCIES REPORTED TO THE ARCHITECT
PRIOR TO INITIATION OF ANY WORKS.

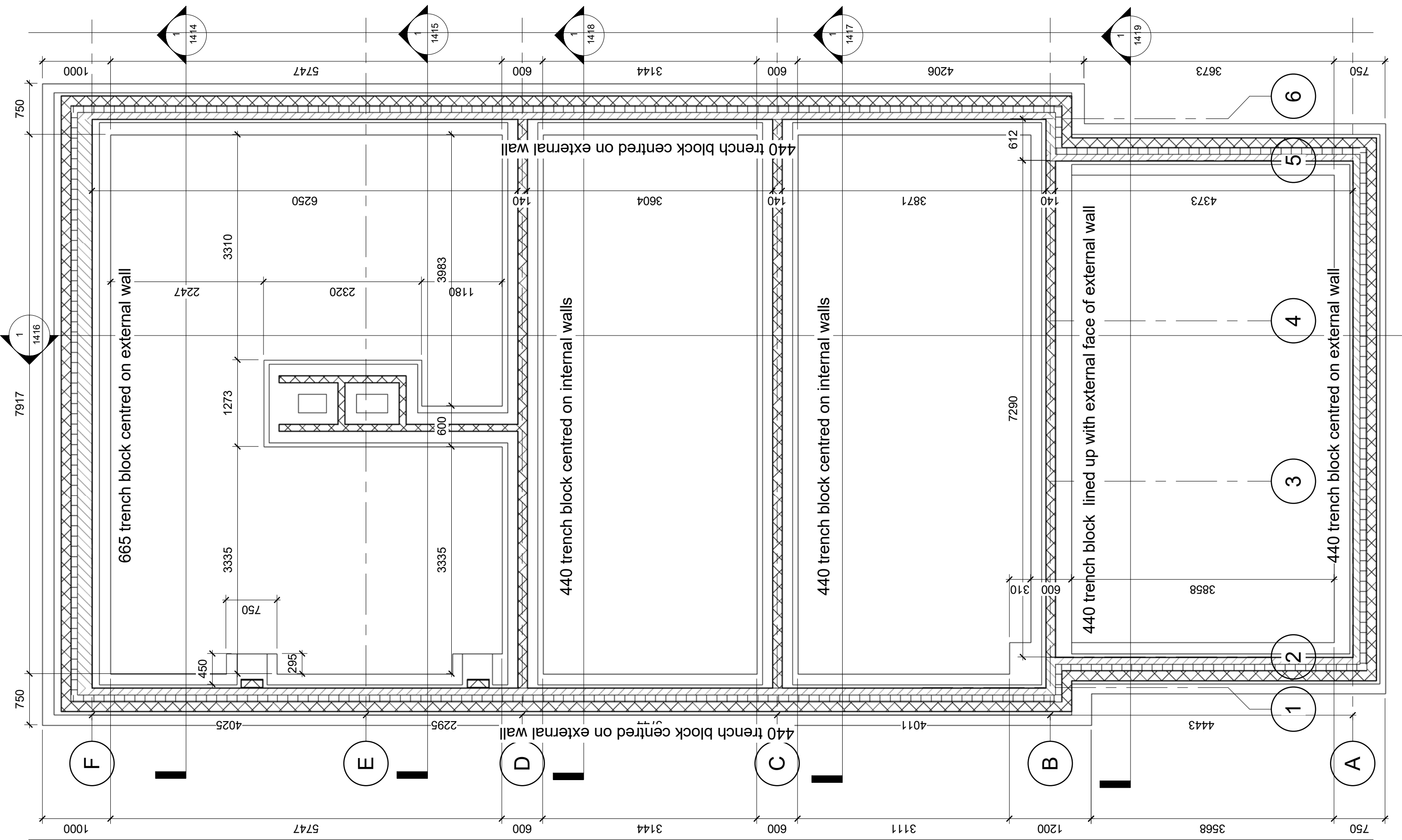
No
Job Name
Barn Residence
58 Main St, LS14 3BU
Thorner, Leeds
Drawing Title
3D Back Left

Status
v4m (new barn/house only)
Sheet By
GJW
Scale at A3 - double scale at A1
Job Number
1528
Drawing Number
1409
Issued Date
12/04/2016



OWL architecture.com

Mob 0771 898 6000
25 Crescent View
Alwoodley
Leeds
LS17 7QF
West Yorkshire



THIS DRAWING AND CAD DATA THEREIN IS PROTECTED BY
COPYRIGHT
AND MUST NOT BE COPIED OR REPRODUCED
WITHOUT THE WRITTEN CONSENT OF
OWLarchitecture.com
©
NO DIMENSIONS ARE TO BE SCALED FROM THIS DRAWING.
USE FIGURED DIMENSIONS ONLY.
ALL DIMENSIONS AND SIZES ARE TO BE CHECKED ON SITE
AND ANY DISCREPANCIES REPORTED TO THE ARCHITECT
PRIOR TO INITIATION OF ANY WORKS.

No
Job Name
Barn Residence
58 Main St, LS14 3BU
Thorner, Leeds
Drawing Title
Foundation Plan

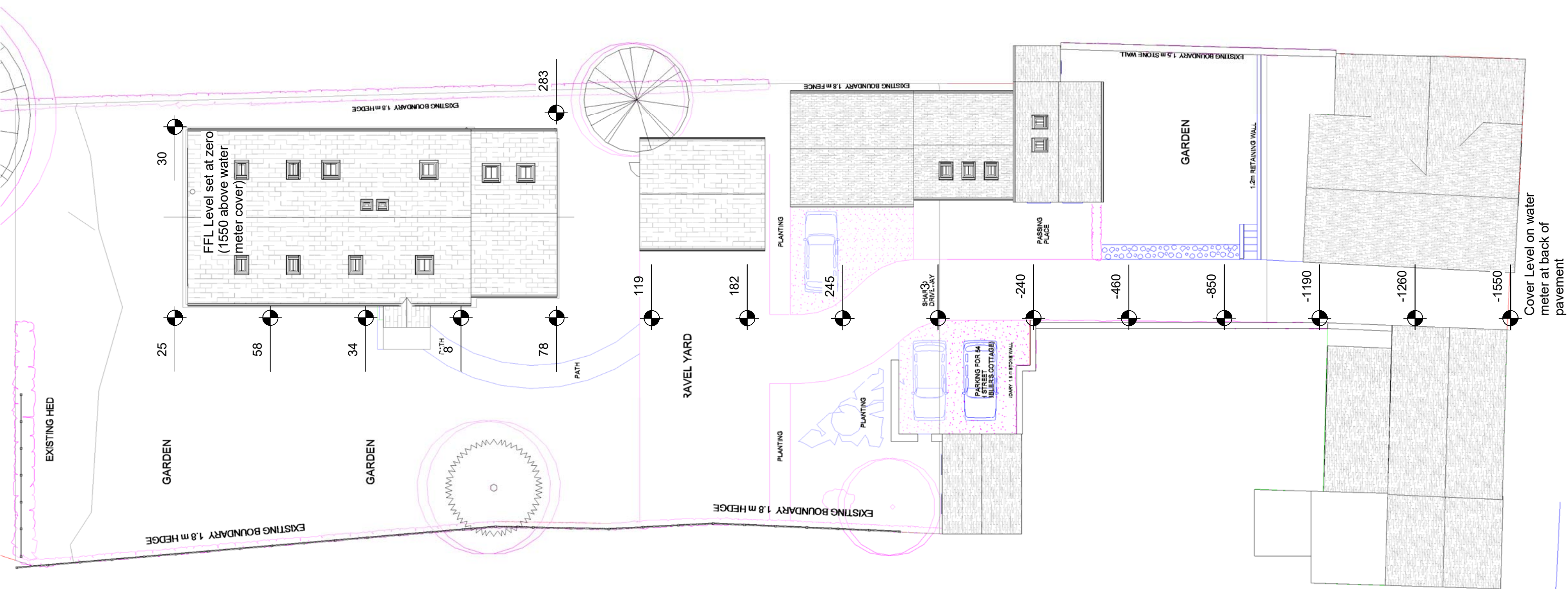
Status
v4m (new barn/house only)
Sheet By
GJW
Scale at A3 - double scale at A1
1 : 50
Job Number
1528
Drawing Number
1410
Issued Date
12/04/2016



OWL architecture.com

Mob 0771 898 6000
25 Crescent View
Alwoodley
Leeds
LS17 7QF
West Yorkshire

New Internal Door Schedule					
Mark	Rough Height	Rough Width	Sill Height	Comments	Area
D-AB Wiw	2110	910	0	Accessible Suite - Grd Floor	1.92 m²
D-ABedrrom	2110	910	0	Accessible Suite - Grd Floor	1.92 m²
D-ABensuite	2110	910	0	Accessible Suite - Grd Floor	1.92 m²
D-Bath1	2110	810	0	Jack & House Bathroom	1.71 m²
D-Bath2	2110	810	0	Jack & House Bathroom	1.71 m²
D-Bed1	2110	810	0	Master Suite	1.71 m²
D-Bed1ensuite	2110	810	0	Master Suite	1.71 m²
D-Bed1Wiw	2110	810	0	Master Suite	1.71 m²
D-Bed2	2110	810	0		1.71 m²
D-Bed3	2110	810	0		1.71 m²
D-cupboard1	2110	1010	0		2.13 m²
D-cupboard2	2110	1510	0		3.19 m²
D-Kitchen	2110	910	0		1.92 m²
D-Lobby	2110	1510	0		3.19 m²
D-Lounge	2110	1010	0		2.13 m²
D-Snug	2110	910	0		1.92 m²
D-StairStore1	810	610	0	Ground Floor	0.49 m²
D-StairStore2	810	810	0		0.66 m²
D-StairStore3			0		
D-StairUnder	1010	1010	0		1.02 m²
D-Store	2110	610	0		1.29 m²
D-Study	2110	910	0	Ground Floor	1.92 m²
D-Utility	2110	810	0	Ground Floor	1.71 m²
D-WC	2110	910	0	Ground Floor	1.92 m²
Grand total: 24					41.21 m²



THIS DRAWING AND CAD DATA THEREIN IS PROTECTED BY
COPYRIGHT
AND MUST NOT BE COPIED OR REPRODUCED
WITHOUT THE WRITTEN CONSENT OF
OWLarchitecture.com
©
NO DIMENSIONS ARE TO BE SCALED FROM THIS DRAWING.
USE FIGURED DIMENSIONS ONLY.
ALL DIMENSIONS AND SIZES ARE TO BE CHECKED ON SITE
AND ANY DISCREPANCIES REPORTED TO THE ARCHITECT
PRIOR TO INITIATION OF ANY WORKS.

No

Job Name
Barn Residence
58 Main St, LS14 3BU
Thorner, Leeds
Drawing Title
Level Survey

Status
v4m (new barn/house only)
Sheet By
GJW
Scale at A3 - double scale at A1
1 : 200
Job Number
1528
Drawing Number
1412
Issued Date
12/04/2016



OWL architecture.com

Mob 0771 898 6000
25 Crescent View
Alwoodley
Leeds
LS17 7QF
West Yorkshire

New Door/Window/Lintel Schedule										
Mark	Rough Height	Rough Width	Sill Height	Operation /Function	Comments	Area	s/e Lintel Ref	Man_Code	End_Bearing	Overall Length
DeL-01	2110	910	0	Exterior	Door Left Elevation	1.92 m²	PL4	Naylor S4	570	2050
DeR-01	2110	910	0	Exterior	Door Right Elevation	1.92 m²	PL5	Naylor R6	570	2050
Grand total: 2						3.84 m²				

New Window/Door/Lintel Schedule										
Mark	Structural Height	Structural Width	Sill Height	Operation /Function	Comments	Area	s/e Lintel Ref	Man Code	End Bearing	Overall Length
WB-01	2110	3010	0	External	Back Elevation	6.35 m²	Lintol 3	203x203x4 6UC	200	3410
WB-02	2110	3010	0	External	Back Elevation	6.35 m²	Lintol 3	203x203x4 6UC	200	3410
WB-03	1360	1810	775	External	Back Elevation	2.46 m²	Lintel 8	Naylor R7	150	2110
WL-01	1435	1210	675	External	Left Elevation	1.74 m²	PL3	Naylor P100	150	1510
WL-02	1435	1210	675	External	Left Elevation	1.74 m²	PL2	Naylor P100	150	1510
WL-03	1135	910	975	External	Left Elevation	1.03 m²	PL2	Naylor P100	150	1210
WL-04	2110	450	0	External	Left Elevation	0.95 m²	see DeL-01			
WL-05	2110	450	0	External	Left Elevation	0.95 m²	see DeL-01			
WL-06	1135	2410	975	External	Left Elevation	2.74 m²	Lintel 2	IG L6/100 WOL	150	2710
WL-07	2110	3010	0	External	Left Elevation	6.35 m²	Lintel 1	203x203x4 6UC	200	3410
WR-01	1135	610	975	External	Right Elevation	0.69 m²	PL1	Naylor P100	150	910
WR-02	1135	910	975	External	Right Elevation	1.03 m²	PL4	Naylor S4	150	1210
WR-03	1135	450	975	External	Right Elevation	0.51 m²	see DeR-01			
WR-04	1135	450	975	External	Right Elevation	0.51 m²	see DeR-01			
WR-05	1135	910	975	External	Right Elevation	1.03 m²	PL4	Naylor S4	150	1210
Grand total: 15						34.43 m²				

Rooflight Schedule			
Mark	Type	Area	Comments
RLL-01	780w980h	0.76m2	Notional size to be confirmed
RLL-02	550w980h	0.54m2	Notional size to be confirmed
RLL-03	550w980h	0.54m2	Notional size to be confirmed
RLL-04	550w980h	0.54m2	Notional size to be confirmed
RLR-01	780w980h	0.76m2	Notional size to be confirmed
RLR-02	780w980h	0.76m2	Notional size to be confirmed
RLR-03	780w980h	0.76m2	Notional size to be confirmed
RLR-04	450w450h	0.20m2	Notional size to be confirmed
RLR-05	450w450h	0.20m2	Notional size to be confirmed
RLR-06	780w980h	0.76m2	Notional size to be confirmed
RLR-07	550w980h	0.54m2	Notional size to be confirmed
RLR-08	550w980h	0.54m2	Notional size to be confirmed

Assume 150- 200 end bearing on external artstone lintels to give overall length the same as internal lintels. S/E Advises that Artstone manufacturer is to allow for 3.63kN/m to support stonework above ground floor windows & 4.95kN/m for stonework above first floor window.

THIS DRAWING AND CAD DATA THEREIN IS PROTECTED BY COPYRIGHT AND MUST NOT BE COPIED OR REPRODUCED WITHOUT THE WRITTEN CONSENT OF OWLarchitecture.com © NO DIMENSIONS ARE TO BE SCALED FROM THIS DRAWING. USE FIGURED DIMENSIONS ONLY. ALL DIMENSIONS AND SIZES ARE TO BE CHECKED ON SITE AND ANY DISCREPANCIES REPORTED TO THE ARCHITECT PRIOR TO INITIATION OF ANY WORKS.

Total Rooflight area 6.9m2

Total Net Roof area 156.5 + 49 + 4.9 = 200.4 inc porch.

Total Net stone wall area = 140.71m2 inc lintel & cill areas

Total Net Waney edge wall area = 27.9m2

Total Lead faced wall gable wall = 3.3m2

Ground Floor area (gross internal) 150m2

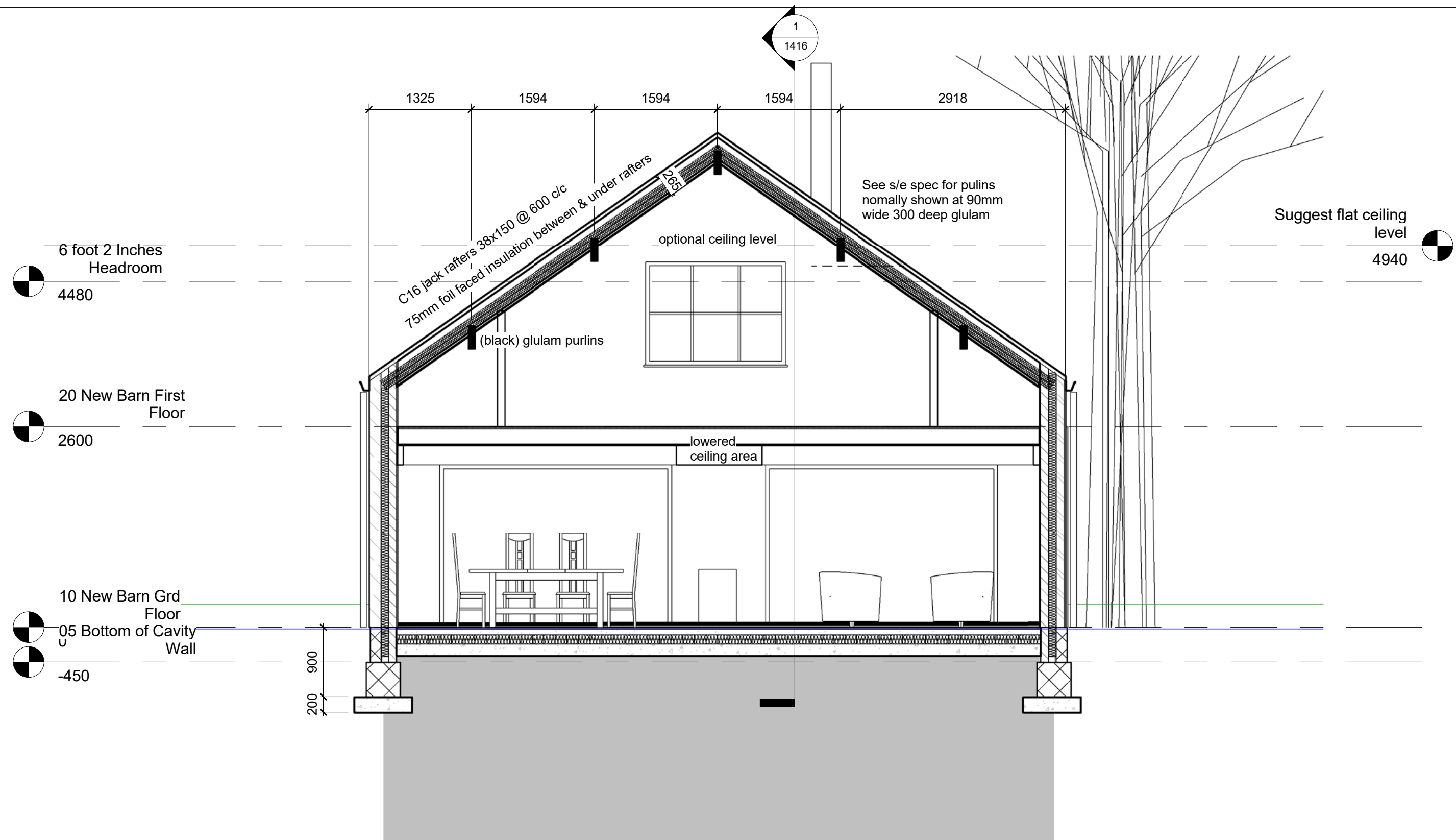
First Floor area (gross internal at 1200 headroom) 111m2

rev	description	initial	date
Job Name			
Barn Residence			
58 Main St, LS14 3BU			
Thorner, Leeds			
Drawing Title			
Ext Lintel Window/Door & Rooflight			
v4m (new barn/house only)			
Sheet By		Scale at A3 - double scale at A1	
GJW			
Job Number			
Drawing Number			
Issued Date			
1528		1413	
		12/04/2016	



Mob: 0771 898 6000
25 Crescent View
Alwoodley
Leeds
LS17 7QF
West Yorkshire

OWL architecture.com



1

Master Bedroom Section 1

1 : 50

THIS DRAWING AND CAD DATA THEREIN IS PROTECTED BY
COPYRIGHT
AND MUST NOT BE COPIED OR REPRODUCED
WITHOUT THE WRITTEN CONSENT OF
OWLarchitecture.com
©
NO DIMENSIONS ARE TO BE SCALED FROM THIS DRAWING.
USE FIGURED DIMENSIONS ONLY.
ALL DIMENSIONS AND SIZES ARE TO BE CHECKED ON SITE
AND ANY DISCREPANCIES REPORTED TO THE ARCHITECT
PRIOR TO INITIATION OF ANY WORKS.

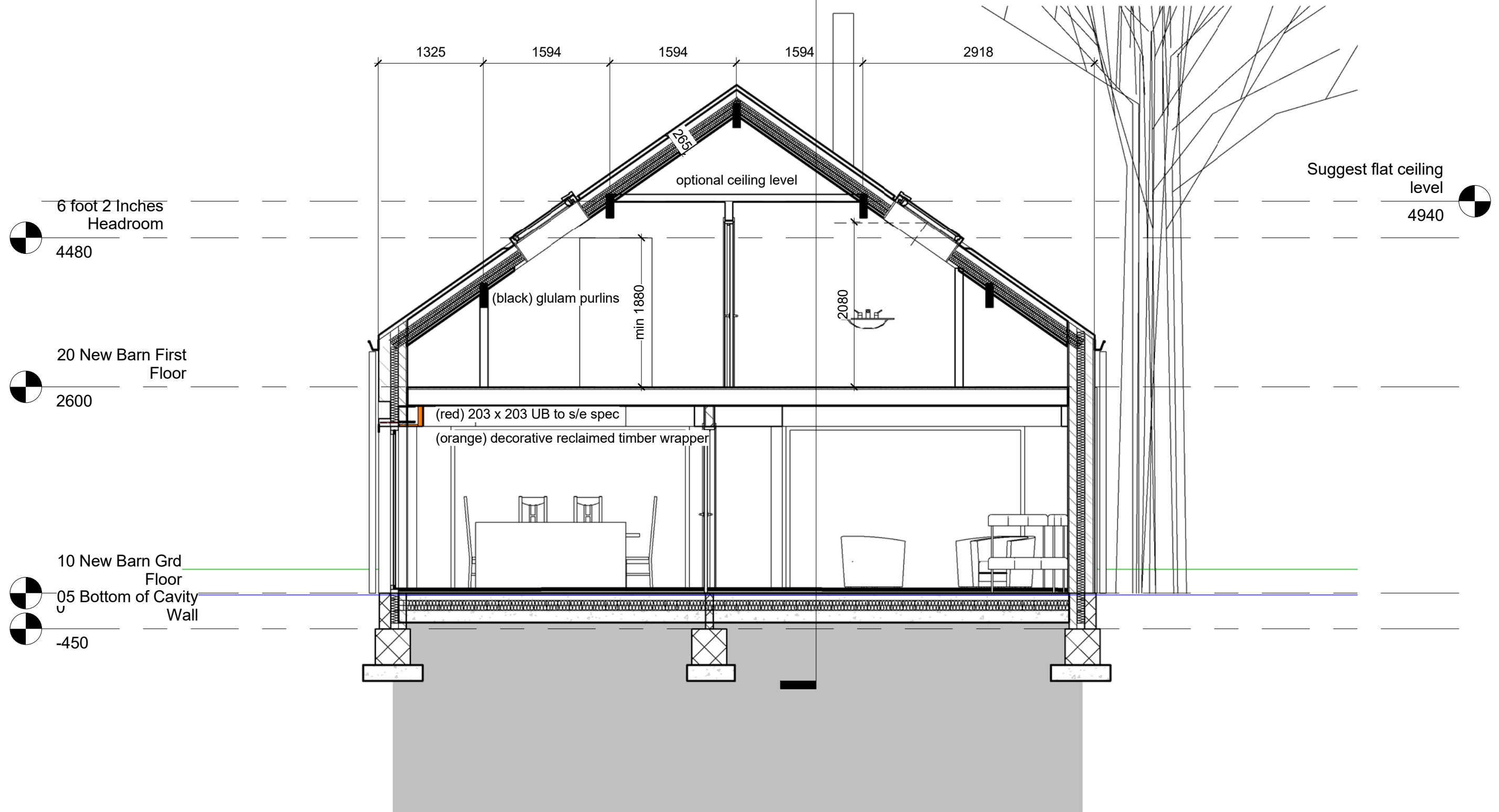
No
Job Name
Barn Residence
58 Main St, LS14 3BU
Thorner, Leeds
Drawing Title
Master Bedroom Section 1

Status
v4m (new barn/house only)
Sheet By
GJW
Scale at A3 - double scale at A1
1 : 50
Job Number
1528
Drawing Number
1414
Issued Date
12/04/2016



OWL architecture.com

Mob 0771 898 6000
25 Crescent View
Alwoodley
Leeds
LS17 7QF
West Yorkshire



1 Master Bedroom Section 2

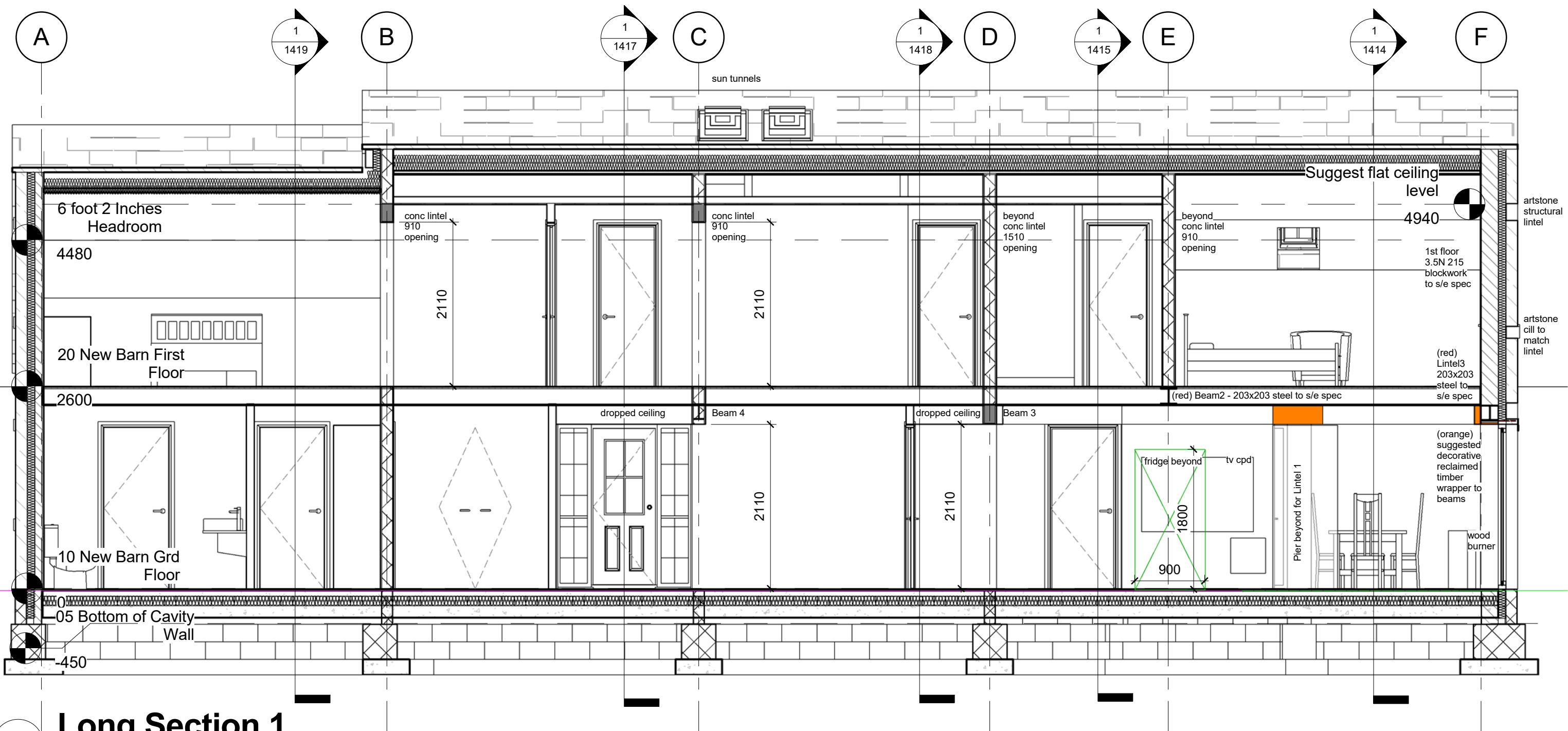
1 : 50

THIS DRAWING AND CAD DATA THEREIN IS PROTECTED BY
COPYRIGHT
AND MUST NOT BE COPIED OR REPRODUCED
WITHOUT THE WRITTEN CONSENT OF
OWLarchitecture.com
©
NO DIMENSIONS ARE TO BE SCALED FROM THIS DRAWING.
USE FIGURED DIMENSIONS ONLY.
ALL DIMENSIONS AND SIZES ARE TO BE CHECKED ON SITE
AND ANY DISCREPANCIES REPORTED TO THE ARCHITECT
PRIOR TO INITIATION OF ANY WORKS.

No
Job Name
Barn Residence
58 Main St, LS14 3BU
Thorner, Leeds
Drawing Title
Master Bedroom Section 2

Status
v4m (new barn/house only)
Sheet By
GJW
Scale at A3 - double scale at A1
1 : 50
Job Number
1528
Drawing Number
1415
Issued Date
12/04/2016

Mob 0771 898 6000
25 Crescent View
Alwoodley
Leeds
LS17 7QF
West Yorkshire
OWL architecture.com



1 Long Section 1
1 : 50

THIS DRAWING AND CAD DATA THEREIN IS PROTECTED BY
COPYRIGHT
AND MUST NOT BE COPIED OR REPRODUCED
WITHOUT THE WRITTEN CONSENT OF
OWLarchitecture.com
©
NO DIMENSIONS ARE TO BE SCALED FROM THIS DRAWING.
USE FIGURED DIMENSIONS ONLY.
ALL DIMENSIONS AND SIZES ARE TO BE CHECKED ON SITE
AND ANY DISCREPANCIES REPORTED TO THE ARCHITECT
PRIOR TO INITIATION OF ANY WORKS.

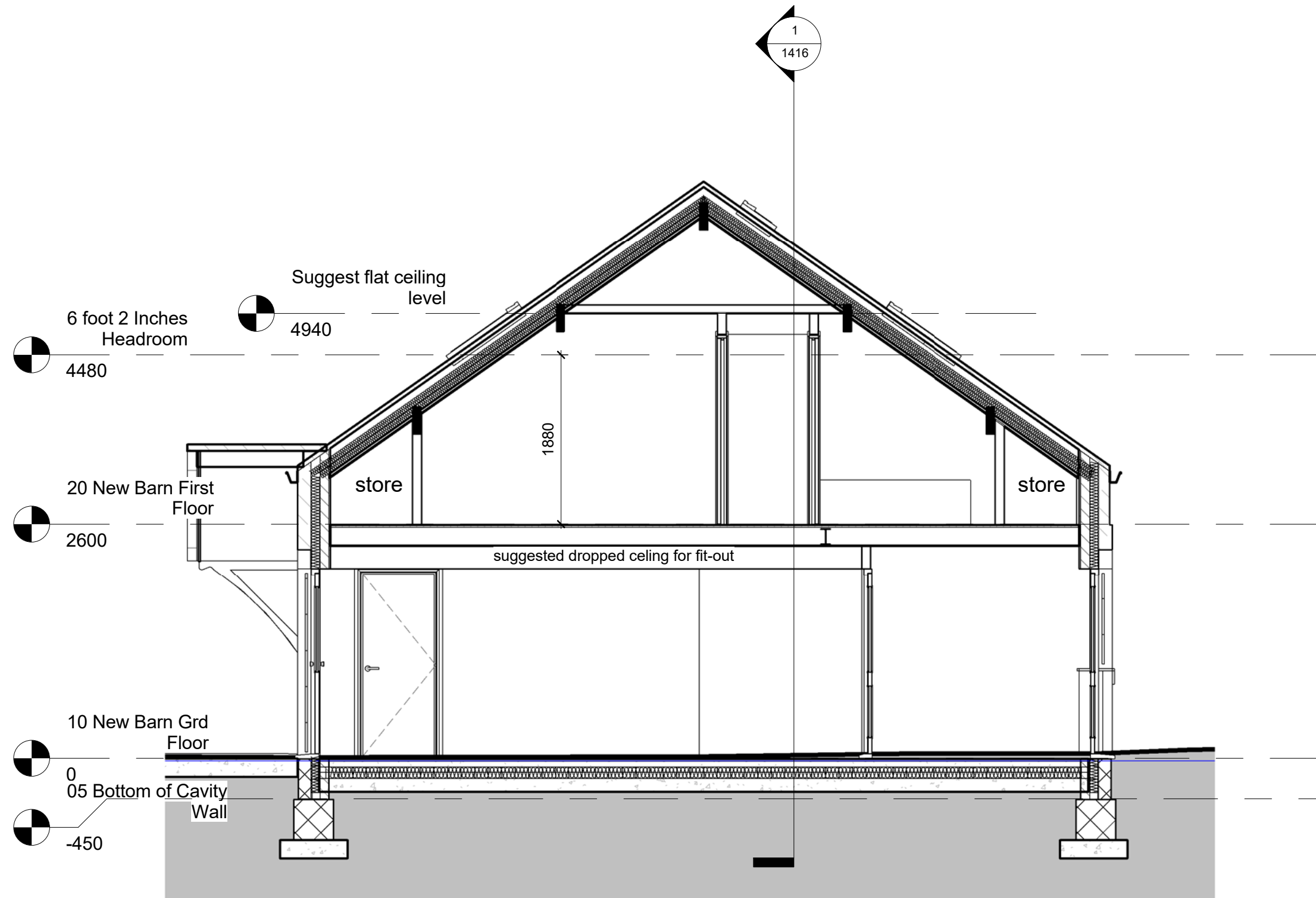
No
Job Name
Barn Residence
58 Main St, LS14 3BU
Thorner, Leeds
Drawing Title
Long Section

Status
v4m (new barn/house only)
Sheet By
GJW
Scale at A3 - double scale at A1
1 : 50
Job Number
1528
Drawing Number
1416
Issued Date
12/04/2016



OWL architecture.com

Mob 0771 898 6000
25 Crescent View
Alwoodley
Leeds
LS17 7QF
West Yorkshire



1 Store Section 2

1 : 50

THIS DRAWING AND CAD DATA THEREIN IS PROTECTED BY
COPYRIGHT
AND MUST NOT BE COPIED OR REPRODUCED
WITHOUT THE WRITTEN CONSENT OF
OWLarchitecture.com
©
NO DIMENSIONS ARE TO BE SCALED FROM THIS DRAWING.
USE FIGURED DIMENSIONS ONLY.
ALL DIMENSIONS AND SIZES ARE TO BE CHECKED ON SITE
AND ANY DISCREPANCIES REPORTED TO THE ARCHITECT
PRIOR TO INITIATION OF ANY WORKS.

No
Job Name
Barn Residence
58 Main St, LS14 3BU
Thorner, Leeds
Drawing Title
Store Section

Status
v4m (new barn/house only)
Sheet By
GJW
Scale at A3 - double scale at A1
1 : 50
Job Number
1528
Drawing Number
1417
Issued Date
12/04/2016

Mob 0771 898 6000
25 Crescent View
Alwoodley
Leeds
LS17 7QF
West Yorkshire
OWL architecture.com

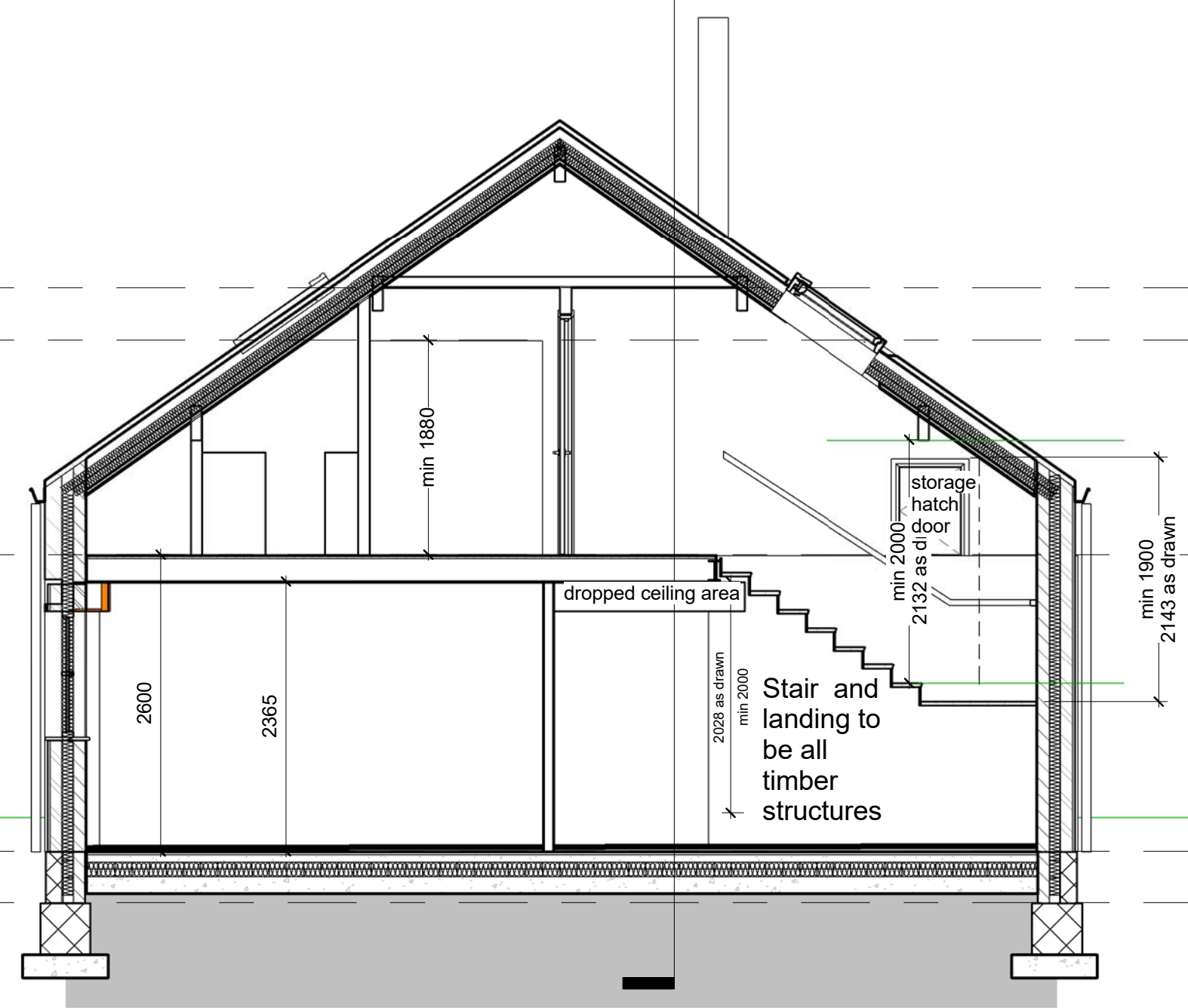
1416

6 foot 2 Inches
Headroom
4480

20 New Barn First
Floor
2600

10 New Barn Grd
Floor
05 Bottom of Cavity
Wall
-450

Suggest flat ceiling
level
4940



1 Stair Section

1 : 50

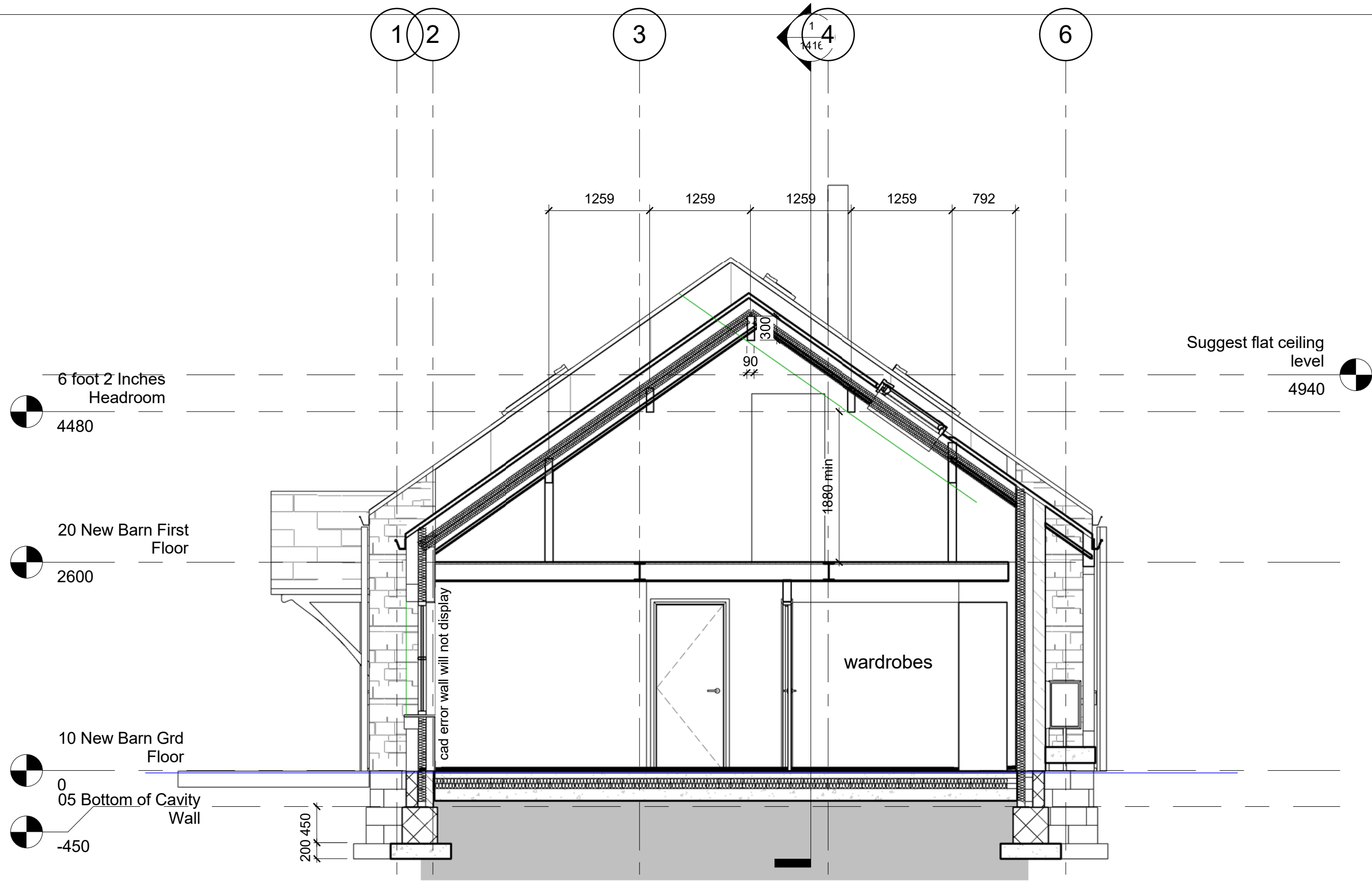
THIS DRAWING AND CAD DATA THEREIN IS PROTECTED BY
COPYRIGHT
AND MUST NOT BE COPIED OR REPRODUCED
WITHOUT THE WRITTEN CONSENT OF
OWLarchitecture.com
©
NO DIMENSIONS ARE TO BE SCALED FROM THIS DRAWING.
USE FIGURED DIMENSIONS ONLY.
ALL DIMENSIONS AND SIZES ARE TO BE CHECKED ON SITE
AND ANY DISCREPANCIES REPORTED TO THE ARCHITECT
PRIOR TO INITIATION OF ANY WORKS.

No
Job Name
Barn Residence
58 Main St, LS14 3BU
Thorner, Leeds
Drawing Title
Stair Section

Status
v4m (new barn/house only)
Sheet By
GJW
Scale at A3 - double scale at A1
1 : 50
Job Number
1528
Drawing Number
1418
Issued Date
12/04/2016

Mob 0771 898 6000
25 Crescent View
Alwoodley
Leeds
LS17 7QF
West Yorkshire
OWL architecture.com

Scale set for printing at A3 thus the Scale is Doubled at A1. For example; A drawing set to print at Scale 1:200 at A3 becomes scale 1:100 when it is printed at A1.



1 **Bedroom 2 Section**
1 : 50

THIS DRAWING AND CAD DATA THEREIN IS PROTECTED BY
COPYRIGHT
AND MUST NOT BE COPIED OR REPRODUCED
WITHOUT THE WRITTEN CONSENT OF
OWLArchitecture.com
©
NO DIMENSIONS ARE TO BE SCALED FROM THIS DRAWING.
USE FIGURED DIMENSIONS ONLY.
ALL DIMENSIONS AND SIZES ARE TO BE CHECKED ON SITE
AND ANY DISCREPANCIES REPORTED TO THE ARCHITECT
PRIOR TO INITIATION OF ANY WORKS.

No
Job Name
Barn Residence
58 Main St, LS14 3BU
Thorner, Leeds
Drawing Title
Bedrom 2 Section

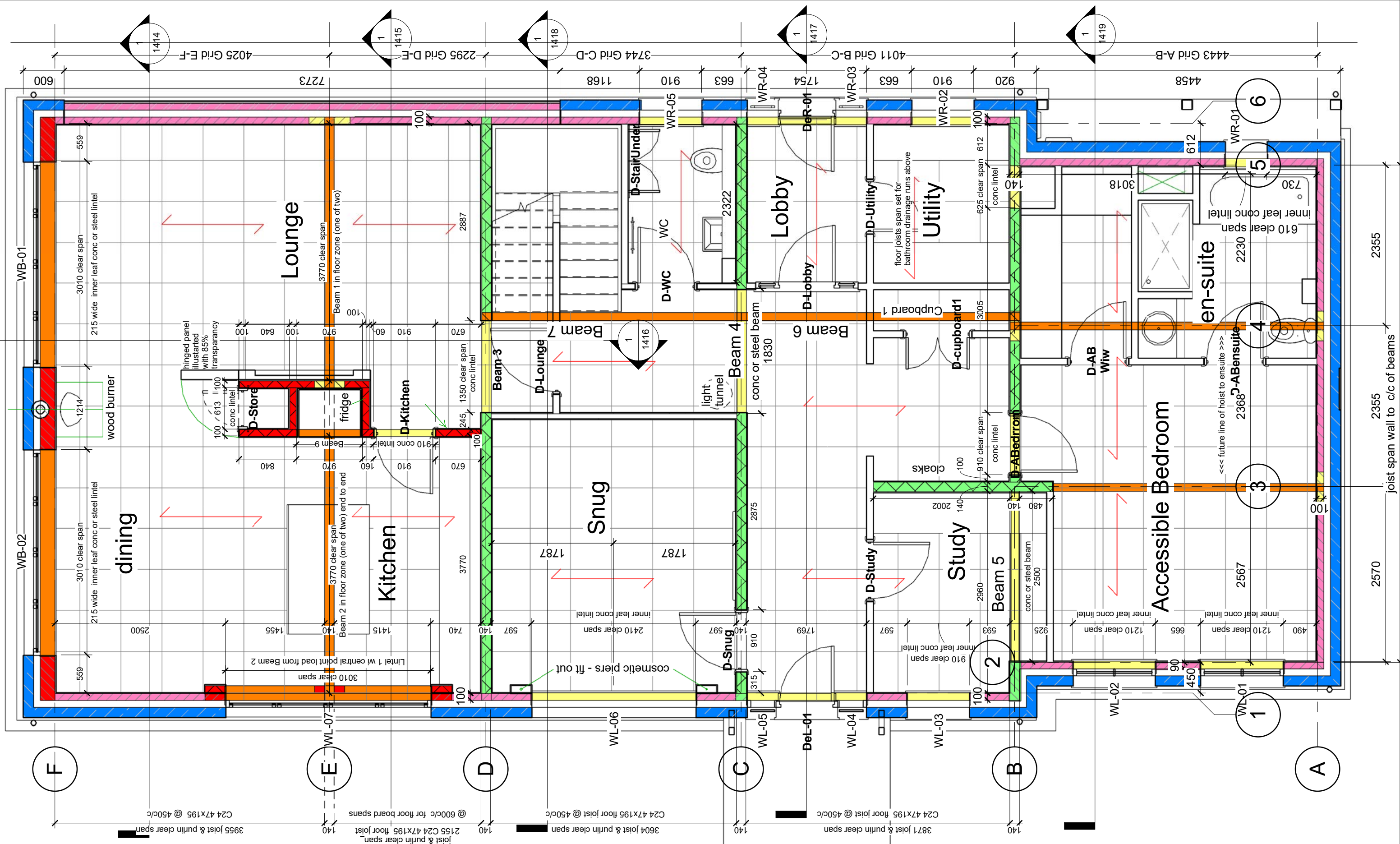
Status
v4m (new barn/house only)
Sheet By
GJW
Scale at A3 - double scale at A1
1 : 50
Job Number
1528
Drawing Number
1419
Issued Date
12/04/2016



OWL architecture.com

Mob 0771 898 6000
25 Crescent View
Alwoodley
Leeds
LS17 7QF
West Yorkshire

flue housed in cavity wall 150mm stone 200 flue/cavity 100 blockwork



Structural Information - colour codes

- Red - 20kN brickwork - concrete commons
- Green - 7kN blockwork & Pink 3.5kN blockwork
- Orange - steel beam location above - usually in floor zone
- Yellow - padstone/beam/lintel location & Blue - Facing Stonework

THIS DRAWING AND CAD DATA THEREIN IS PROTECTED BY COPYRIGHT AND MUST NOT BE COPIED OR REPRODUCED WITHOUT THE WRITTEN CONSENT OF OWLarchitecture.com
NO DIMENSIONS ARE TO BE SCALED FROM THIS DRAWING. USE FIGURED DIMENSIONS ONLY.
ALL DIMENSIONS AND SIZES ARE TO BE CHECKED ON SITE AND ANY DISCREPANCIES REPORTED TO THE ARCHITECT PRIOR TO INITIATION OF ANY WORKS.

Job Name
Barn Residence
58 Main St, LS14 3BU
Thornor, Leeds
Drawing Title
Ground Floor Plan Detail

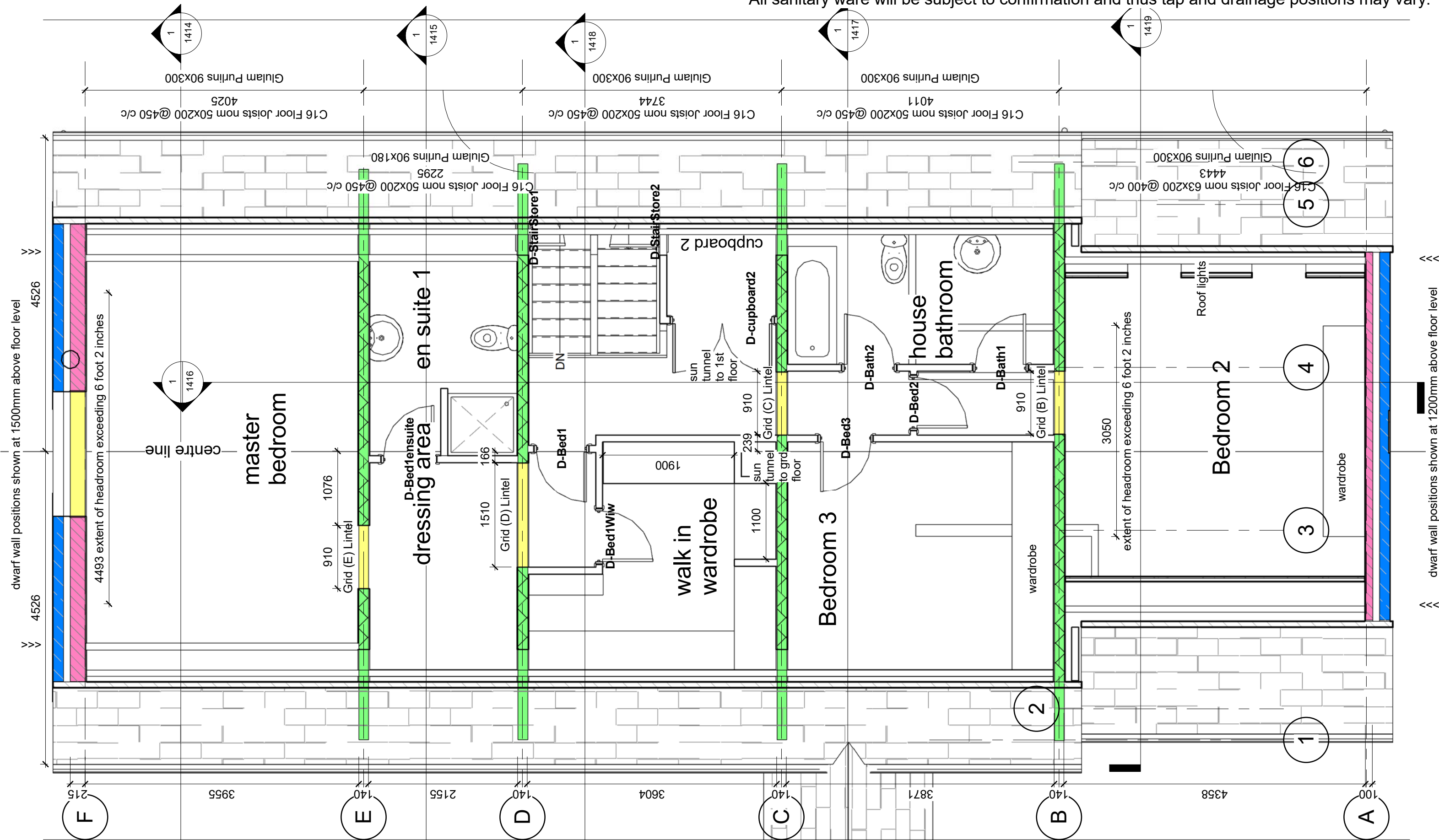
Status
v4m (new barn/house only)
Sheet By
GJW
Scale at A3 - double scale at A1
1 : 50
Job Number
1528
Drawing Number
1420
Issued Date
12/04/2016



OWL architecture.com

Mob 0771 898 6000
25 Crescent View
Alwoodley
Leeds
LS17 7QF
West Yorkshire

All sanitary ware will be subject to confirmation and thus tap and drainage positions may vary.



THIS DRAWING AND CAD DATA THEREIN IS PROTECTED BY COPYRIGHT AND MUST NOT BE COPIED OR REPRODUCED WITHOUT THE WRITTEN CONSENT OF OWLarchitecture.com
©
NO DIMENSIONS ARE TO BE SCALED FROM THIS DRAWING. USE FIGURED DIMENSIONS ONLY.
ALL DIMENSIONS AND SIZES ARE TO BE CHECKED ON SITE AND ANY DISCREPANCIES REPORTED TO THE ARCHITECT PRIOR TO INITIATION OF ANY WORKS.

Structural Information - colour codes

- Red - 20kN brickwork - concrete commons
- Green - 7kN blockwork & Pink 3.5kN blockwork
- Orange - steel beam location above - usually in floor zone
- Yellow - padstone/beam/lintel location & Blue - Facing Stonework

Job Name
Barn Residence
58 Main St, LS14 3BU
Thorner, Leeds
Drawing Title
First Floor Plan Detail

Status
v4m (new barn/house only)
Sheet By
GJW
Job Number
1528
Drawing Number
1421
Issued Date
12/04/2016
Scale at A3 - double scale at A1
1 : 50



owl architecture.com

Mob 0771 898 6000
25 Crescent View
Alwoodley
Leeds
LS17 7QF
West Yorkshire



optional hinged sceen shown as transparent

THIS DRAWING AND CAD DATA THEREIN IS PROTECTED BY
COPYRIGHT
AND MUST NOT BE COPIED OR REPRODUCED
WITHOUT THE WRITTEN CONSENT OF
OwlArchitecture.com
©
NO DIMENSIONS ARE TO BE SCALED FROM THIS DRAWING.
USE FIGURED DIMENSIONS ONLY.
ALL DIMENSIONS AND SIZES ARE TO BE CHECKED ON SITE
AND ANY DISCREPANCIES REPORTED TO THE ARCHITECT
PRIOR TO INITIATION OF ANY WORKS.

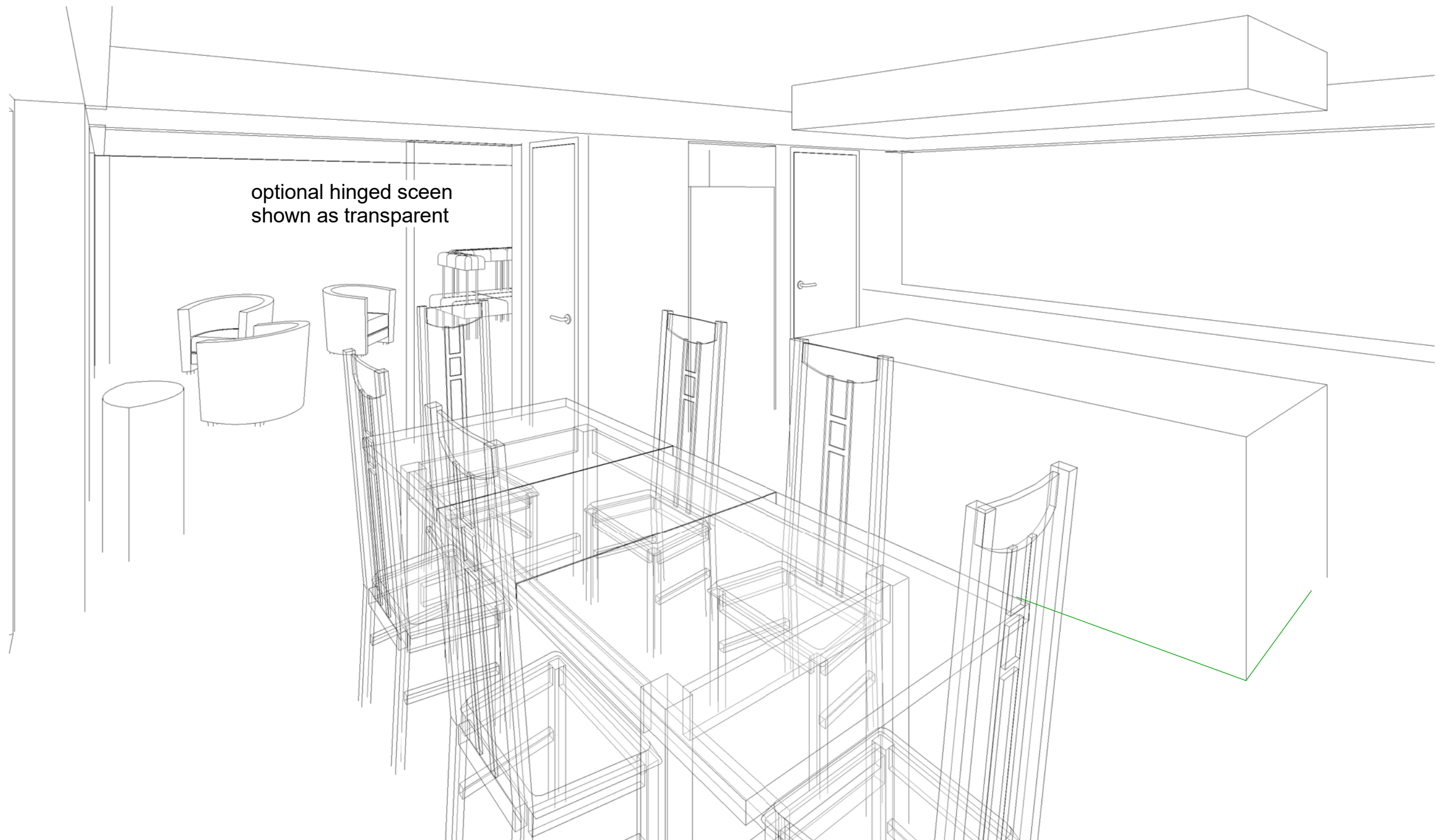
No
Job Name
Barn Residence
58 Main St, LS14 3BU
Thornor, Leeds
Drawing Title
3D Fireplace

Status
v4m (new barn/house only)
Sheet By
GJW
Scale at A3 - double scale at A1
Job Number
1528
Drawing Number
1422
Issued Date
12/04/2016



OWL architecture.com

Mob 0771 898 6000
25 Crescent View
Alwoodley
Leeds
LS17 7QF
West Yorkshire



1

3D Dining - Kitchen

THIS DRAWING AND CAD DATA THEREIN IS PROTECTED BY
COPYRIGHT
AND MUST NOT BE COPIED OR REPRODUCED
WITHOUT THE WRITTEN CONSENT OF
OWLarchitecture.com

NO DIMENSIONS ARE TO BE SCALED FROM THIS DRAWING.
USE FIGURED DIMENSIONS ONLY.
ALL DIMENSIONS AND SIZES ARE TO BE CHECKED ON SITE
AND ANY DISCREPANCIES REPORTED TO THE ARCHITECT
PRIOR TO INITIATION OF ANY WORKS.

No

Job Name
Barn Residence
58 Main St, LS14 3BU
Thorner, Leeds
Drawing Title
3D Dining - Kitchen

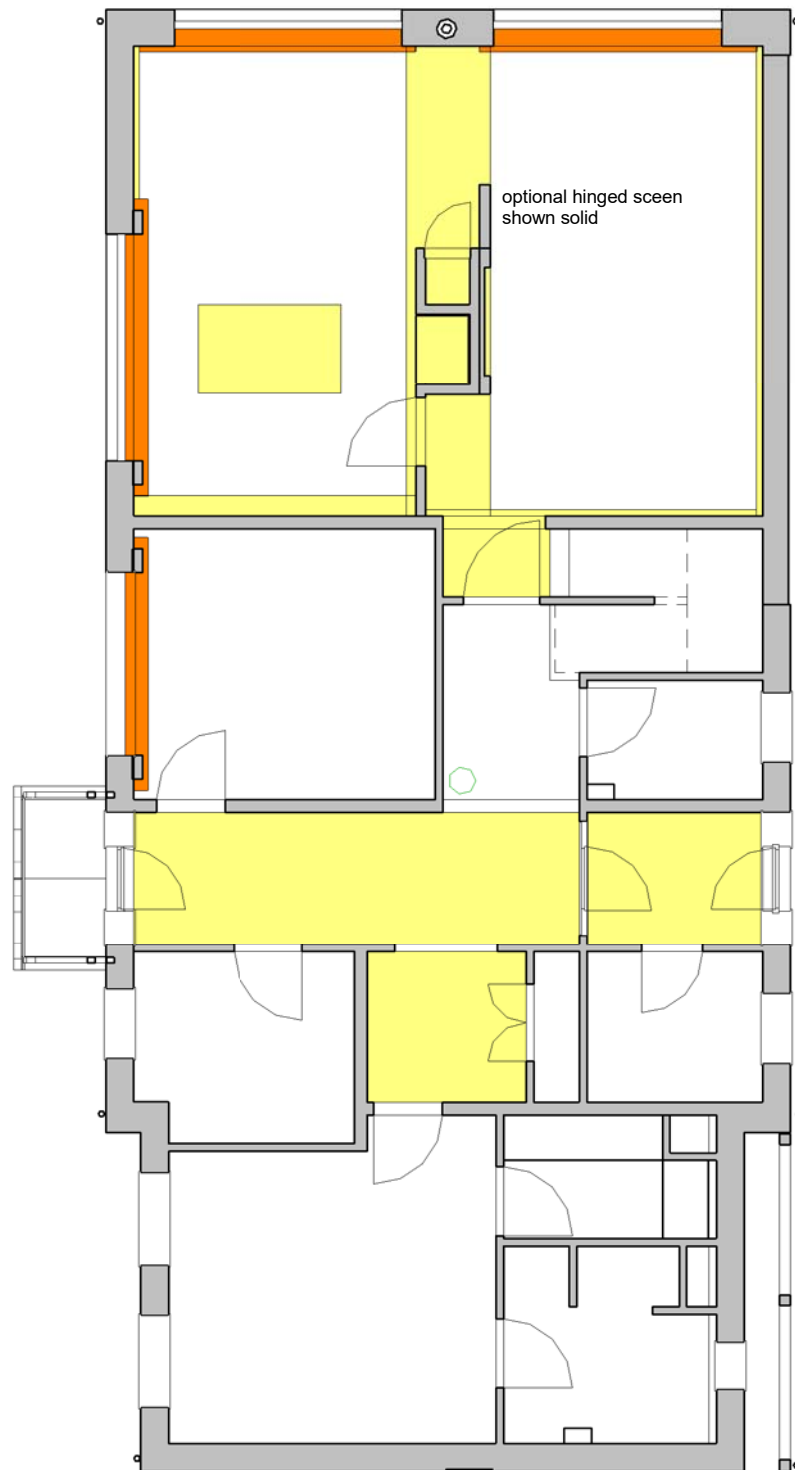
Status
v4m (new barn/house only)
Sheet By
GJW
Scale at A3 - double scale at A1
Job Number
1528
Drawing Number
1423
Issued Date
12/04/2016



OWL architecture.com

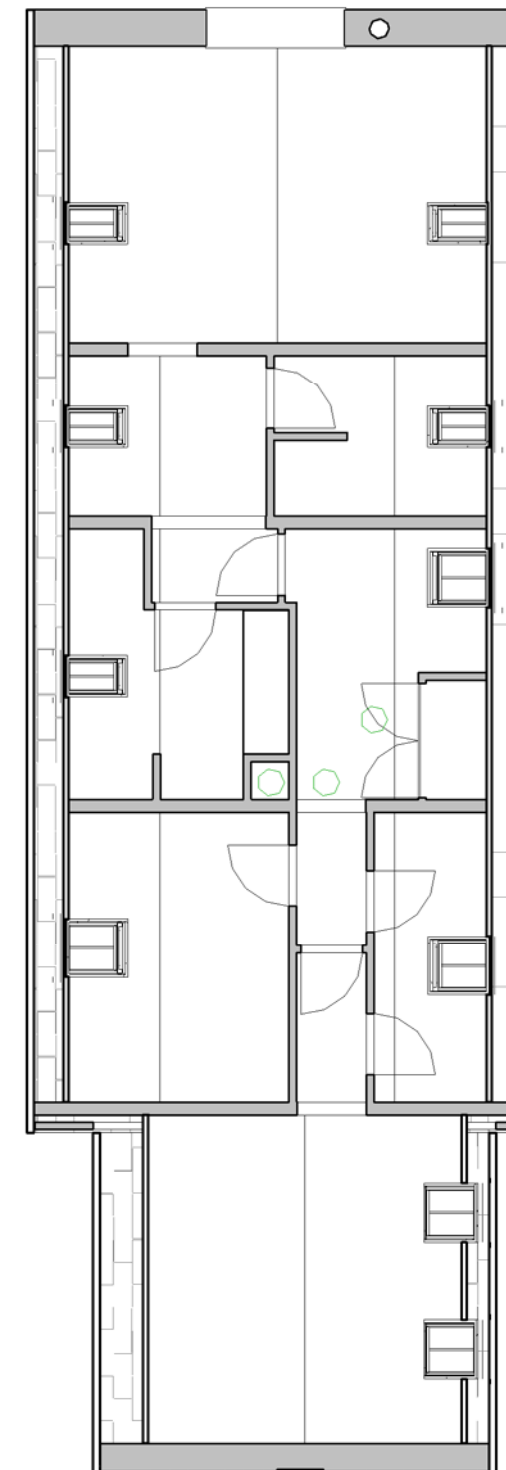
Mob 0771 898 6000

25 Crescent View
Alwoodley
Leeds
LS17 7QF
West Yorkshire



(orange)
suggested
decorative
reclaimed
timber
wrapper to
beams

(yellow)
suggested
dropped
ceilings



1 10 New Barn Grd Floor

1 : 100

2 20 New Barn First Floor

1 : 100

THIS DRAWING AND CAD DATA THEREIN IS PROTECTED BY
COPYRIGHT
AND MUST NOT BE COPIED OR REPRODUCED
WITHOUT THE WRITTEN CONSENT OF
OWLarchitecture.com
©
NO DIMENSIONS ARE TO BE SCALED FROM THIS DRAWING.
USE FIGURED DIMENSIONS ONLY.
ALL DIMENSIONS AND SIZES ARE TO BE CHECKED ON SITE
AND ANY DISCREPANCIES REPORTED TO THE ARCHITECT
PRIOR TO INITIATION OF ANY WORKS.

No
Job Name
Barn Residence
58 Main St, LS14 3BU
Thorner, Leeds
Drawing Title
Ceiling Plans

Status
v4m (new barn/house only)
Sheet By
GJW
Scale at A3 - double scale at A1
1 : 100
Job Number
1528
Drawing Number
1424
Issued Date
12/04/2016




OWL architecture.com

Mob 0771 898 6000
25 Crescent View
Alwoodley
Leeds
LS17 7QF
West Yorkshire



1

3D Kitchen View 1



1

3D Kitchen View 2

THIS DRAWING AND CAD DATA THEREIN IS PROTECTED BY
COPYRIGHT
AND MUST NOT BE COPIED OR REPRODUCED
WITHOUT THE WRITTEN CONSENT OF
OwlArchitecture.com
©
NO DIMENSIONS ARE TO BE SCALED FROM THIS DRAWING.
USE FIGURED DIMENSIONS ONLY.
ALL DIMENSIONS AND SIZES ARE TO BE CHECKED ON SITE
AND ANY DISCREPANCIES REPORTED TO THE ARCHITECT
PRIOR TO INITIATION OF ANY WORKS.

No

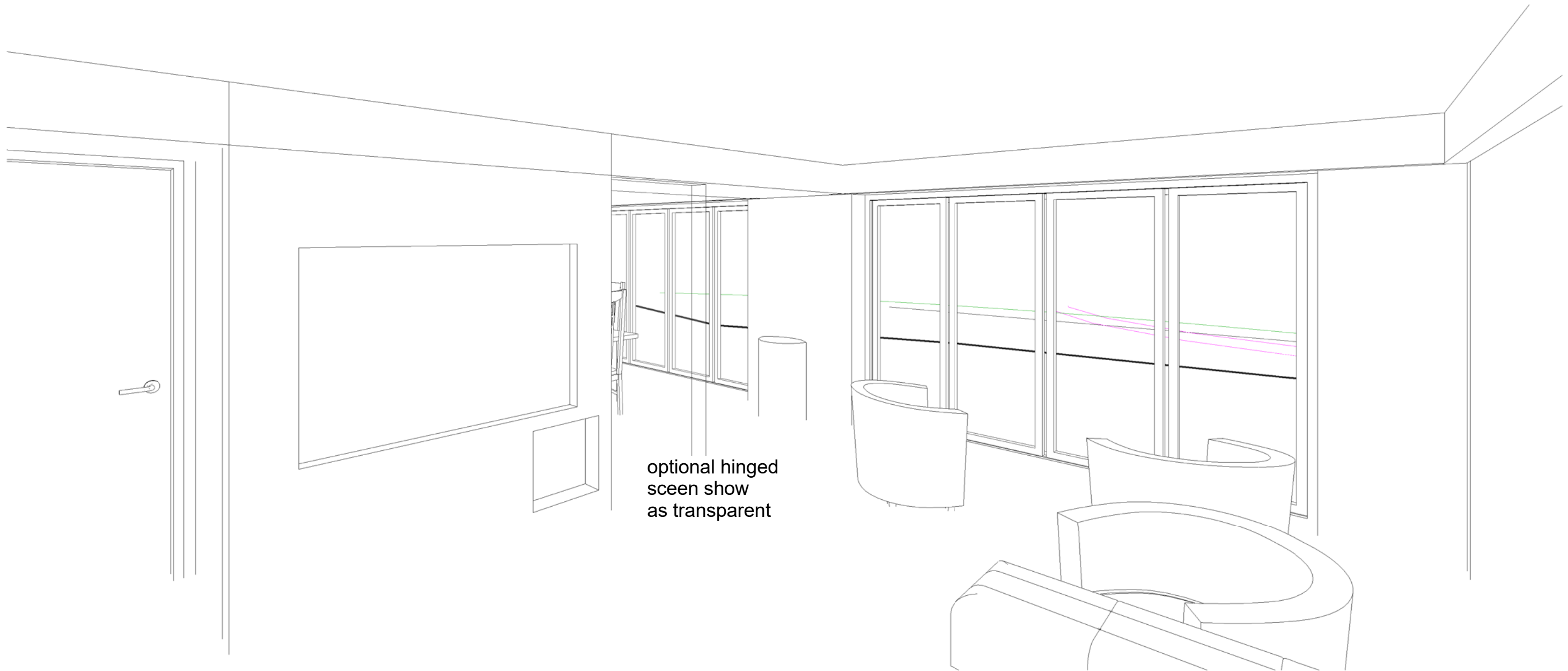
Job Name
Barn Residence
58 Main St, LS14 3BU
Thornier, Leeds
Drawing Title
3D Kitchen View 2

Status
v4m (new barn/house only)
Sheet By
GJW
Scale at A3 - double scale at A1
Job Number
1528
Drawing Number
1426
Issued Date
12/04/2016



OWL architecture.com

Mob 0771 898 6000
25 Crescent View
Alwoodley
Leeds
LS17 7QF
West Yorkshire



1 3D TV View

THIS DRAWING AND CAD DATA THEREIN IS PROTECTED BY
COPYRIGHT
AND MUST NOT BE COPIED OR REPRODUCED
WITHOUT THE WRITTEN CONSENT OF
OWLarchitecture.com
©
NO DIMENSIONS ARE TO BE SCALED FROM THIS DRAWING.
USE FIGURED DIMENSIONS ONLY.
ALL DIMENSIONS AND SIZES ARE TO BE CHECKED ON SITE
AND ANY DISCREPANCIES REPORTED TO THE ARCHITECT
PRIOR TO INITIATION OF ANY WORKS.

No

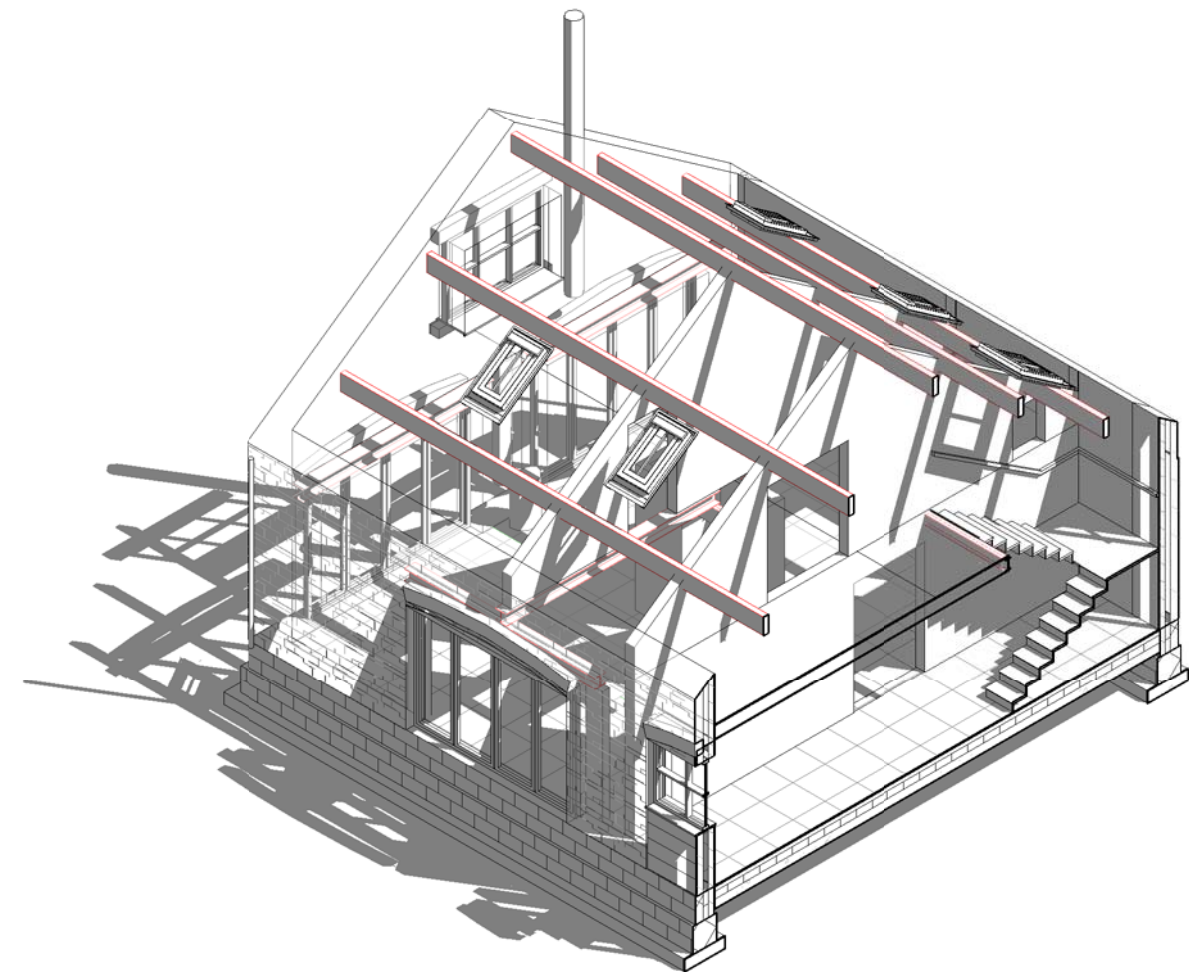
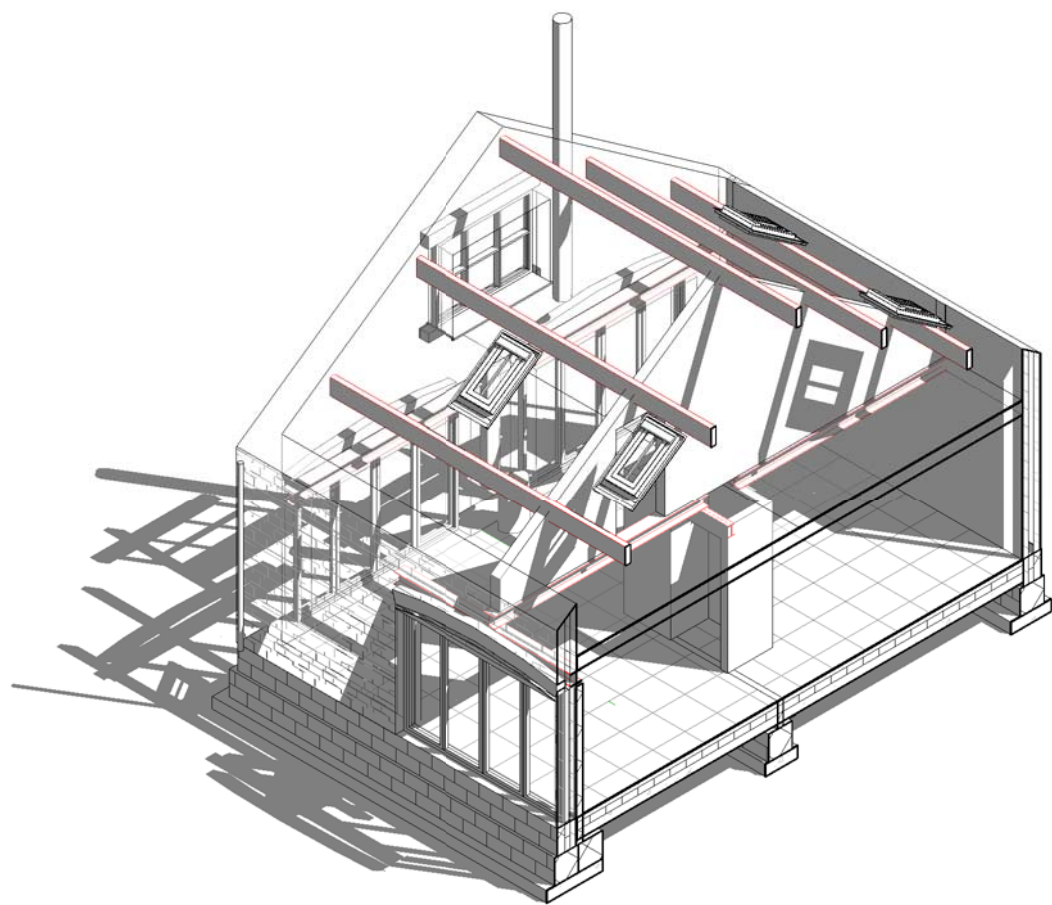
Job Name
Barn Residence
58 Main St, LS14 3BU
Thorner, Leeds
Drawing Title
3D Lounge TV View

Status
v4m (new barn/house only)
Sheet By
GJW
Scale at A3 - double scale at A1
Job Number
1528
Drawing Number
1427
Issued Date
12/04/2016



OWL architecture.com

Mob 0771 898 6000
25 Crescent View
Alwoodley
Leeds
LS17 7QF
West Yorkshire



1

3D E-F Structure with Transparency

2

3D D-F Structure with Transparency

THIS DRAWING AND CAD DATA THEREIN IS PROTECTED BY
COPYRIGHT
AND MUST NOT BE COPIED OR REPRODUCED
WITHOUT THE WRITTEN CONSENT OF
OWLarchitecture.com
©
NO DIMENSIONS ARE TO BE SCALED FROM THIS DRAWING.
USE FIGURED DIMENSIONS ONLY.
ALL DIMENSIONS AND SIZES ARE TO BE CHECKED ON SITE
AND ANY DISCREPANCIES REPORTED TO THE ARCHITECT
PRIOR TO INITIATION OF ANY WORKS.

No

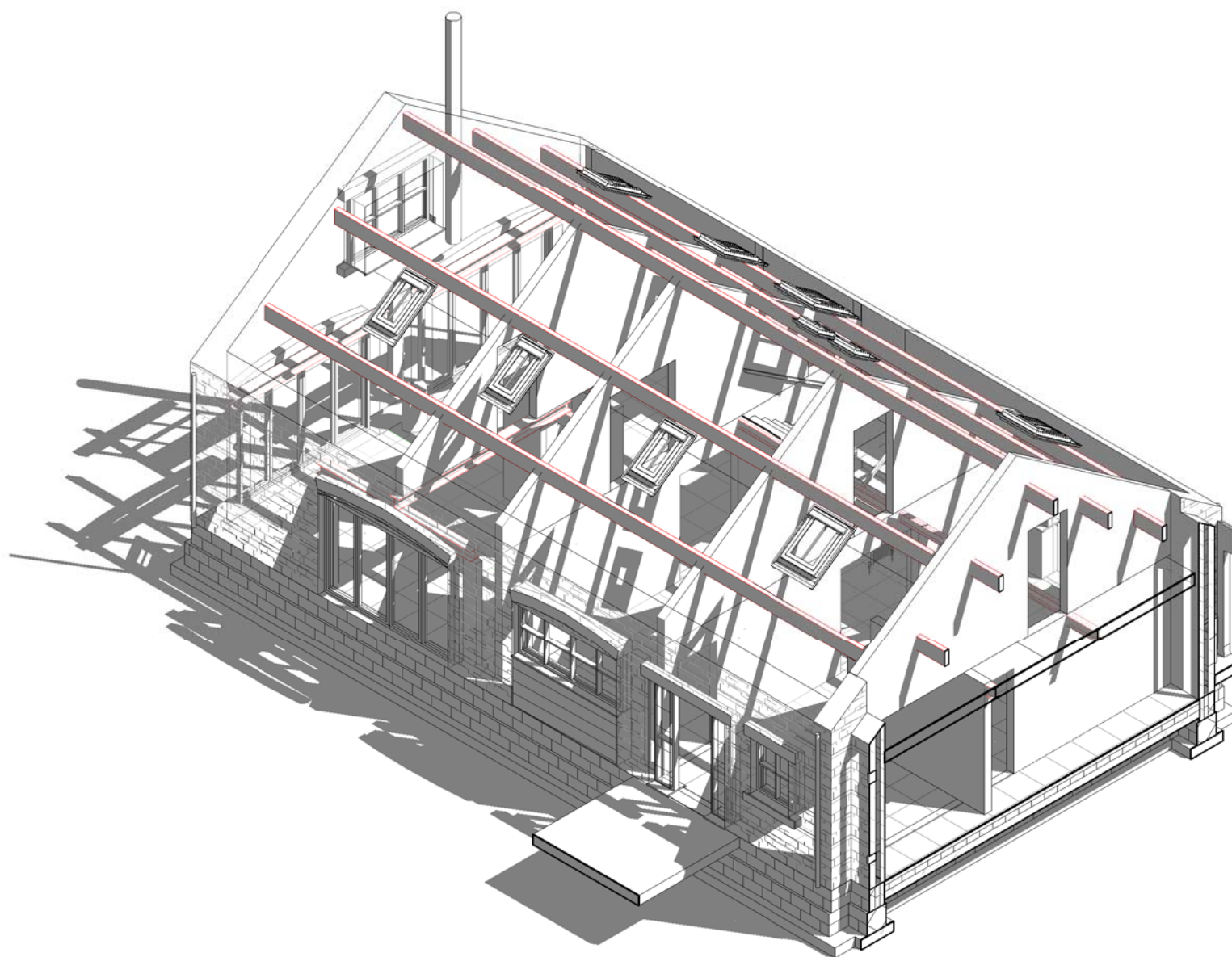
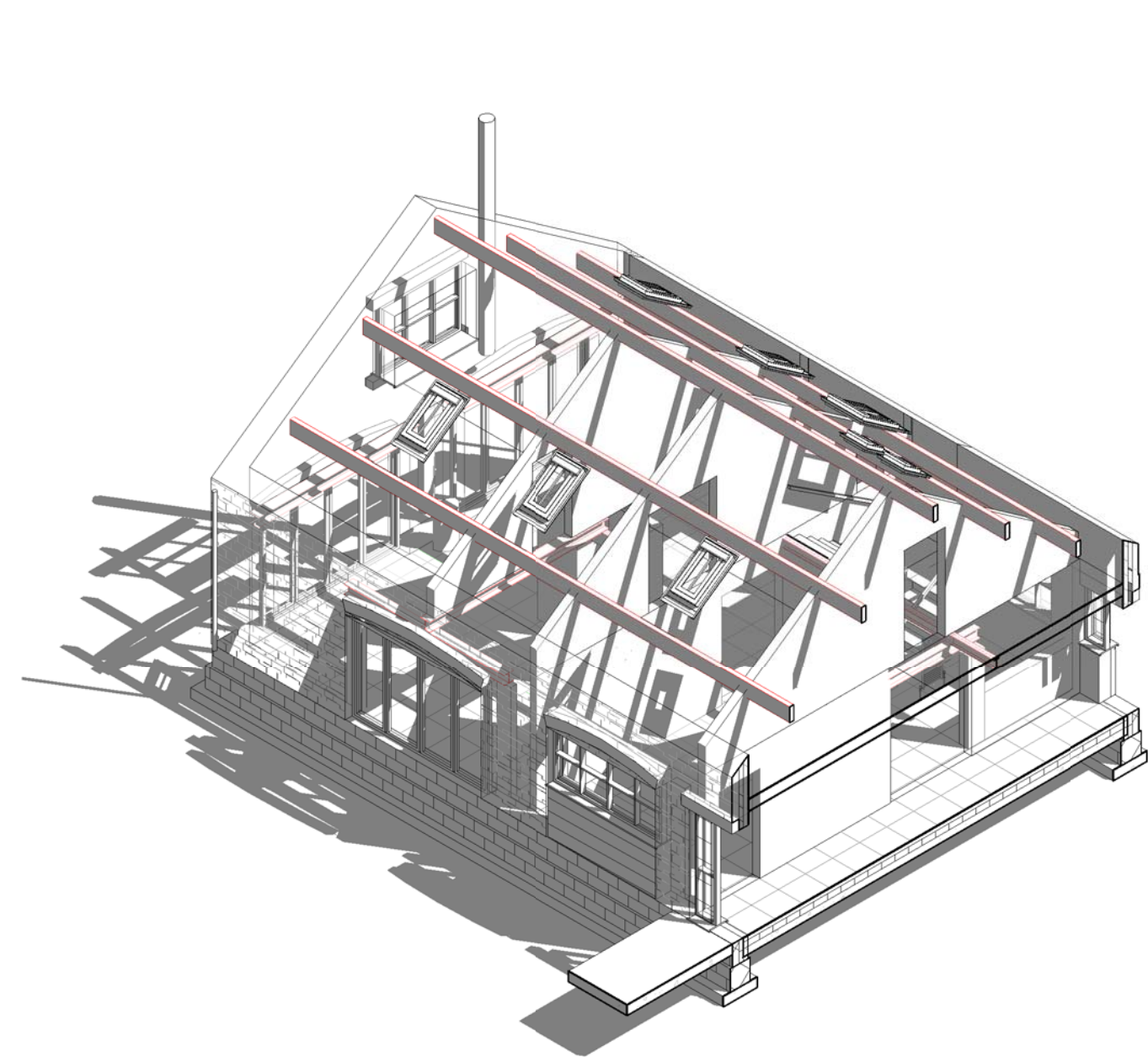
Job Name
Barn Residence
58 Main St, LS14 3BU
Thorner, Leeds
Drawing Title
3D D-F with Transparency

Status
v4m (new barn/house only)
Sheet By
GJW
Scale at A3 - double scale at A1
Job Number
1528
Drawing Number
1428
Issued Date
12/04/2016



OWL architecture.com

Mob 0771 898 6000
25 Crescent View
Alwoodley
Leeds
LS17 7QF
West Yorkshire



1

3D C-F Structure with Transpancy

THIS DRAWING AND CAD DATA THEREIN IS PROTECTED BY
COPYRIGHT
AND MUST NOT BE COPIED OR REPRODUCED
WITHOUT THE WRITTEN CONSENT OF
OWLarchitecture.com

NO DIMENSIONS ARE TO BE SCALED FROM THIS DRAWING.
USE FIGURED DIMENSIONS ONLY.
ALL DIMENSIONS AND SIZES ARE TO BE CHECKED ON SITE
AND ANY DISCREPANCIES REPORTED TO THE ARCHITECT
PRIOR TO INITIATION OF ANY WORKS.

2

3D B-F Structure with Transpancy

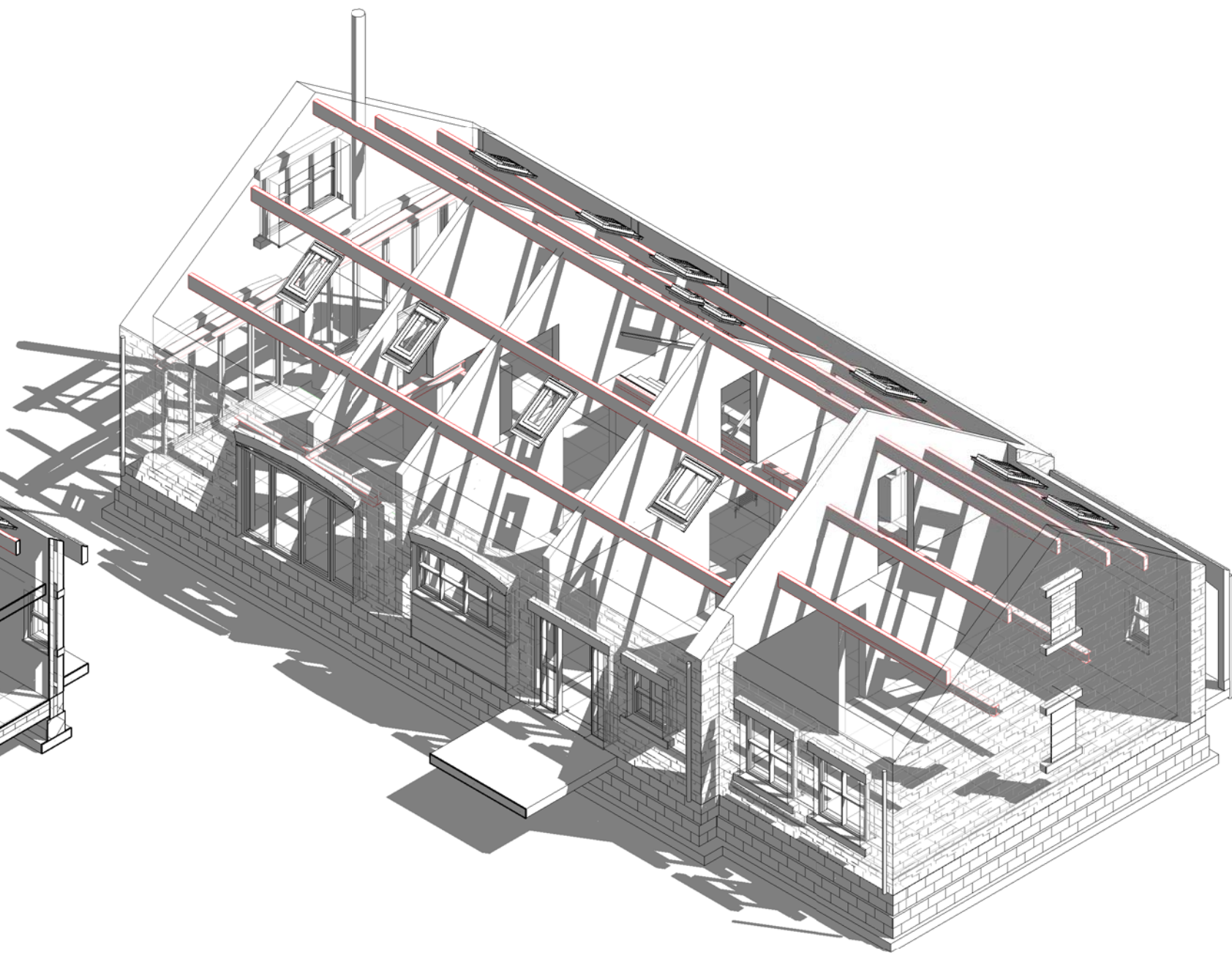
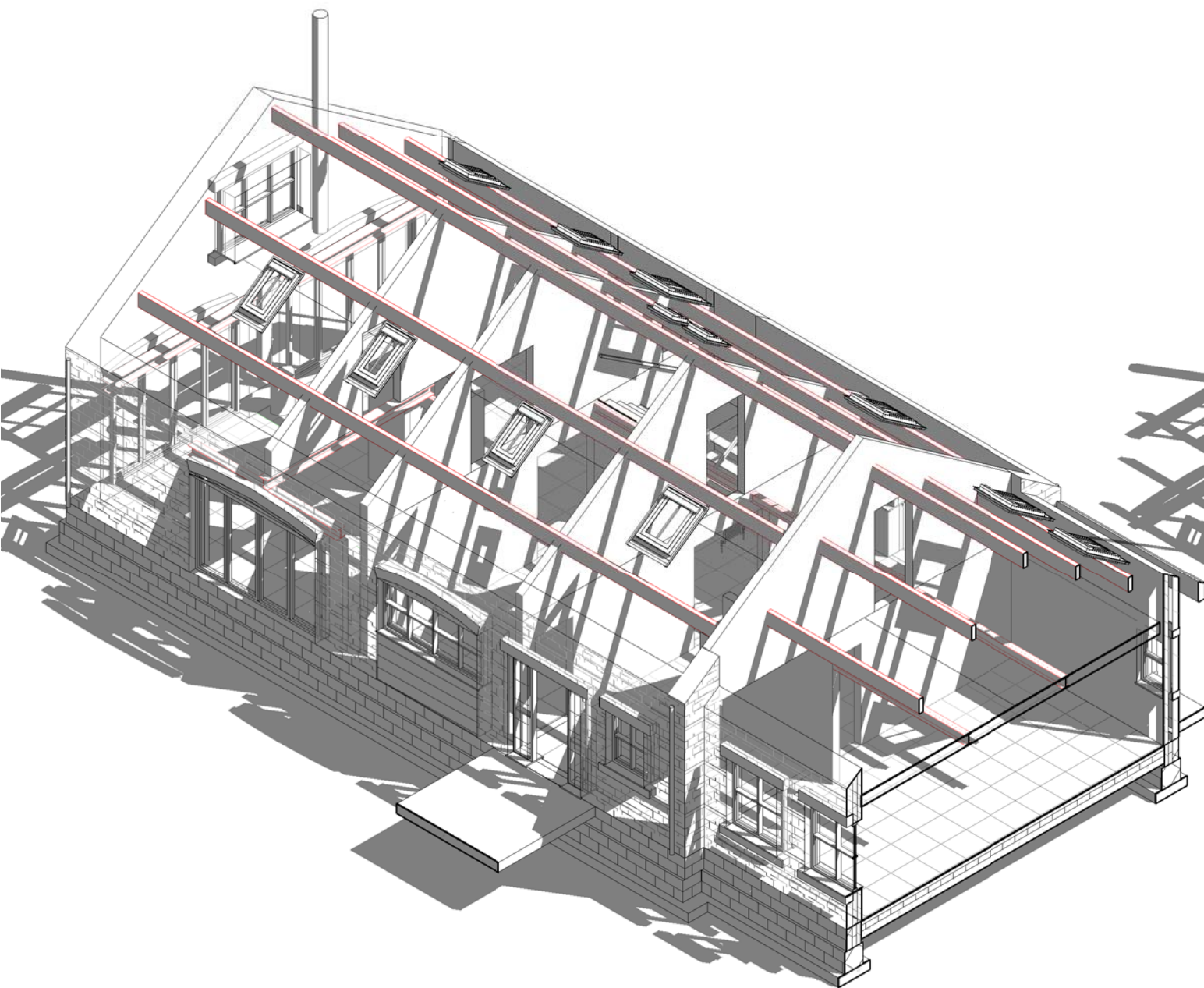
No
Job Name
Barn Residence
58 Main St, LS14 3BU
Thorner, Leeds
Drawing Title
3D B-F with Transpancy

Status
v4m (new barn/house only)
Sheet By
GJW
Scale at A3 - double scale at A1
Job Number
1528
Drawing Number
1429
Issued Date
12/04/2016



OWL architecture.com

Mob 0771 898 6000
25 Crescent View
Alwoodley
Leeds
LS17 7QF
West Yorkshire



1

3D A-F Structure with Transpancy

THIS DRAWING AND CAD DATA THEREIN IS PROTECTED BY
COPYRIGHT
AND MUST NOT BE COPIED OR REPRODUCED
WITHOUT THE WRITTEN CONSENT OF
OWLarchitecture.com

NO DIMENSIONS ARE TO BE SCALED FROM THIS DRAWING.
USE FIGURED DIMENSIONS ONLY.
ALL DIMENSIONS AND SIZES ARE TO BE CHECKED ON SITE
AND ANY DISCREPANCIES REPORTED TO THE ARCHITECT
PRIOR TO INITIATION OF ANY WORKS.

2

3D A-F Structure with Transpancy & Gable

No

Job Name
Barn Residence
58 Main St, LS14 3BU
Thorner, Leeds
Drawing Title
3D A-F with Transpancy

Status

v4m (new barn/house only)

Sheet By

Scale at A3 - double scale at A1

GJW

Job Number

Drawing Number

Issued Date

1528

1430

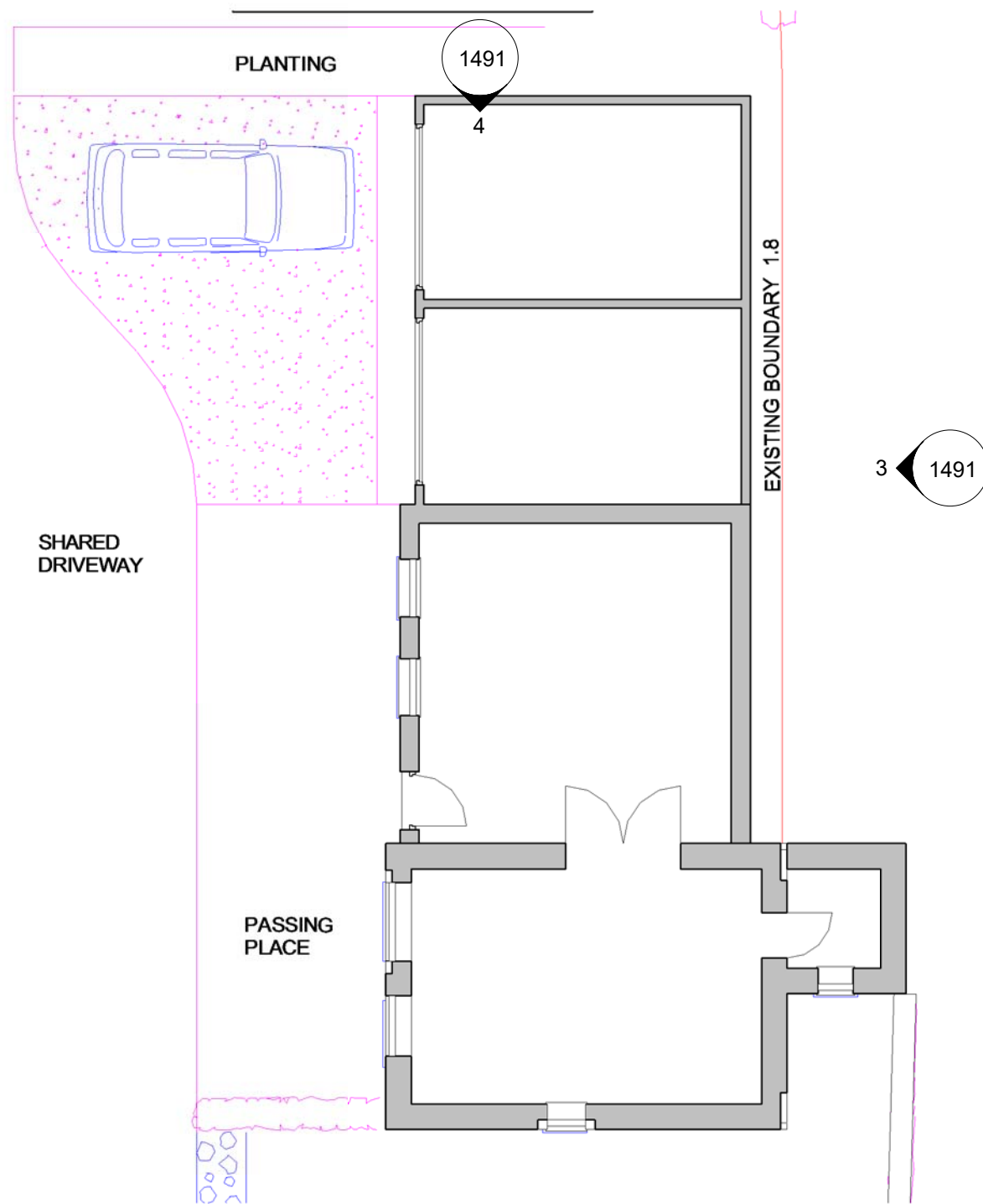
12/04/2016



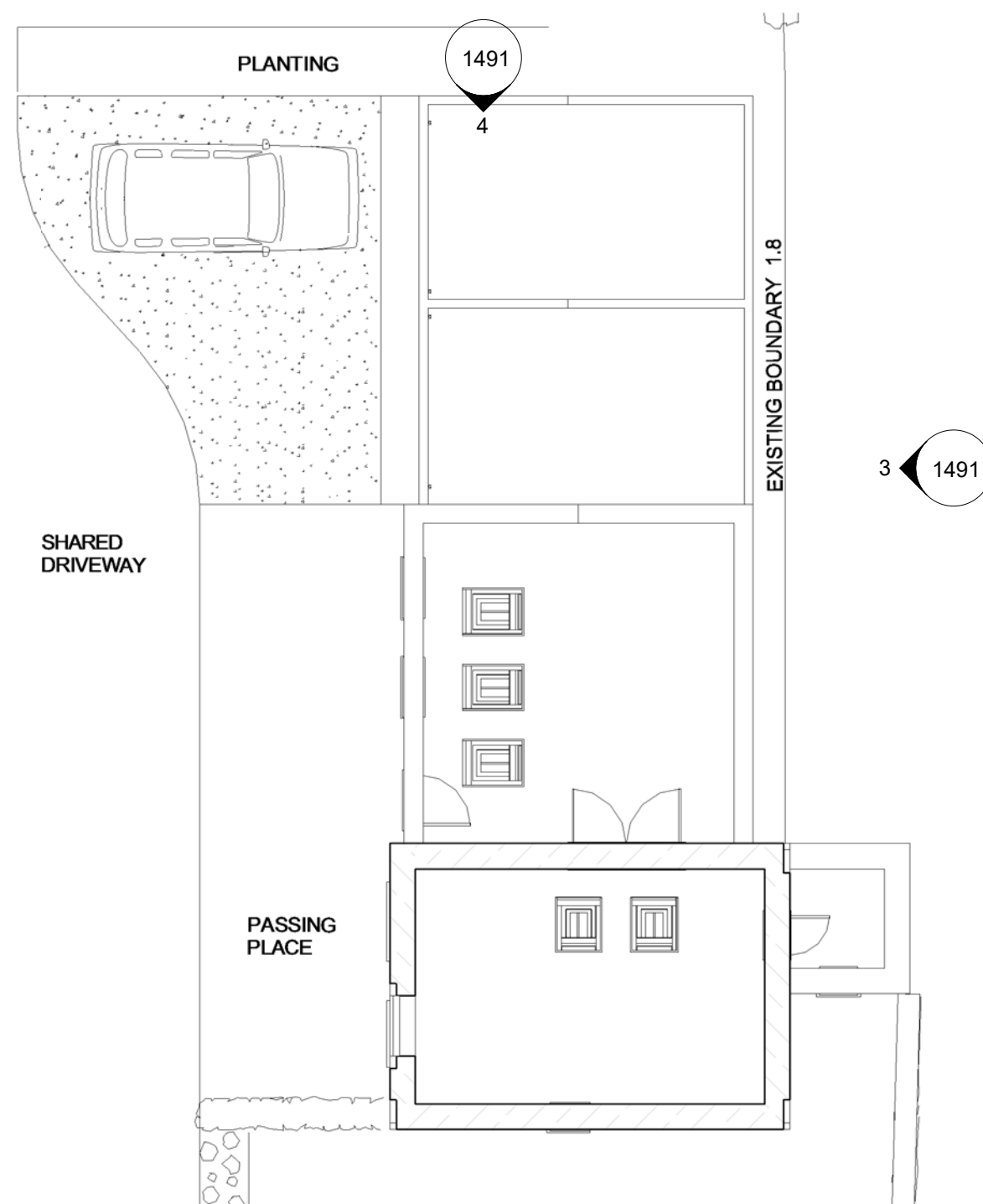
OWL architecture.com

Mob 0771 898 6000

25 Crescent View
Alwoodley
Leeds
LS17 7QF
West Yorkshire



1 Old Barn Grd Floor
1 : 100



2 Old Barn First Floor
1 : 100

THIS DRAWING AND CAD DATA THEREIN IS PROTECTED BY
COPYRIGHT
AND MUST NOT BE COPIED OR REPRODUCED
WITHOUT THE WRITTEN CONSENT OF
OWLarchitecture.com
©
NO DIMENSIONS ARE TO BE SCALED FROM THIS DRAWING.
USE FIGURED DIMENSIONS ONLY.
ALL DIMENSIONS AND SIZES ARE TO BE CHECKED ON SITE
AND ANY DISCREPANCIES REPORTED TO THE ARCHITECT
PRIOR TO INITIATION OF ANY WORKS.

No
Job Name
Barn Residence
58 Main St, LS14 3BU
Thorner, Leeds
Drawing Title
Old Barn Plans

Status
v4m (new barn/house only)
Sheet By
GJW
Scale at A3 - double scale at A1
1 : 100
Job Number
1528
Drawing Number
1490
Issued Date
12/04/2016

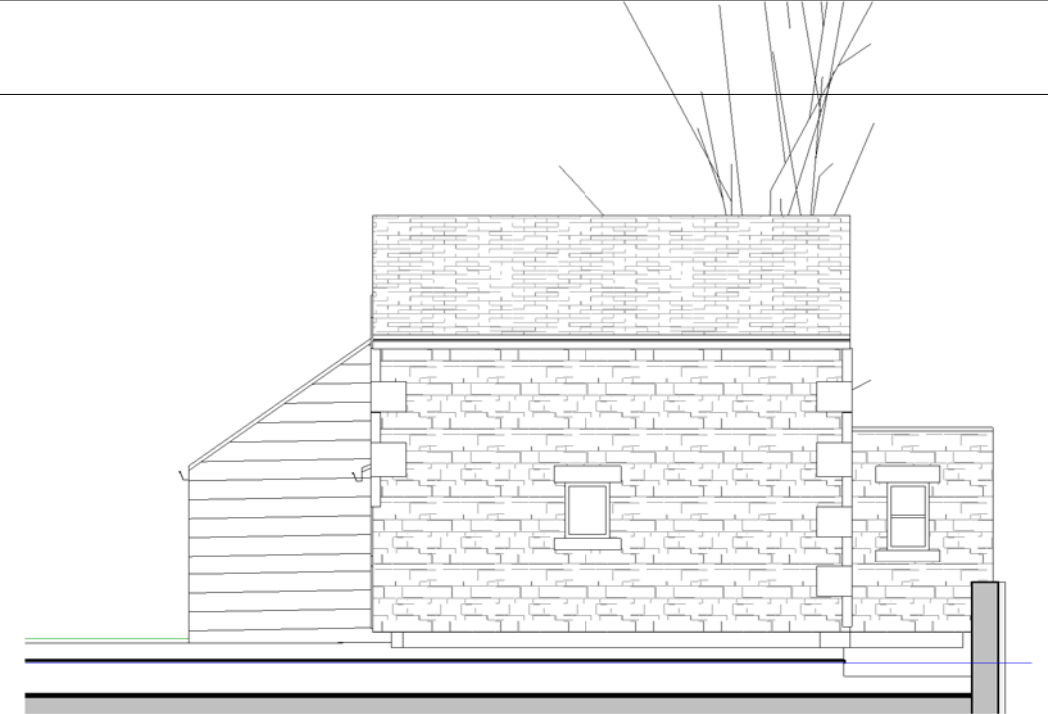


OWL architecture.com

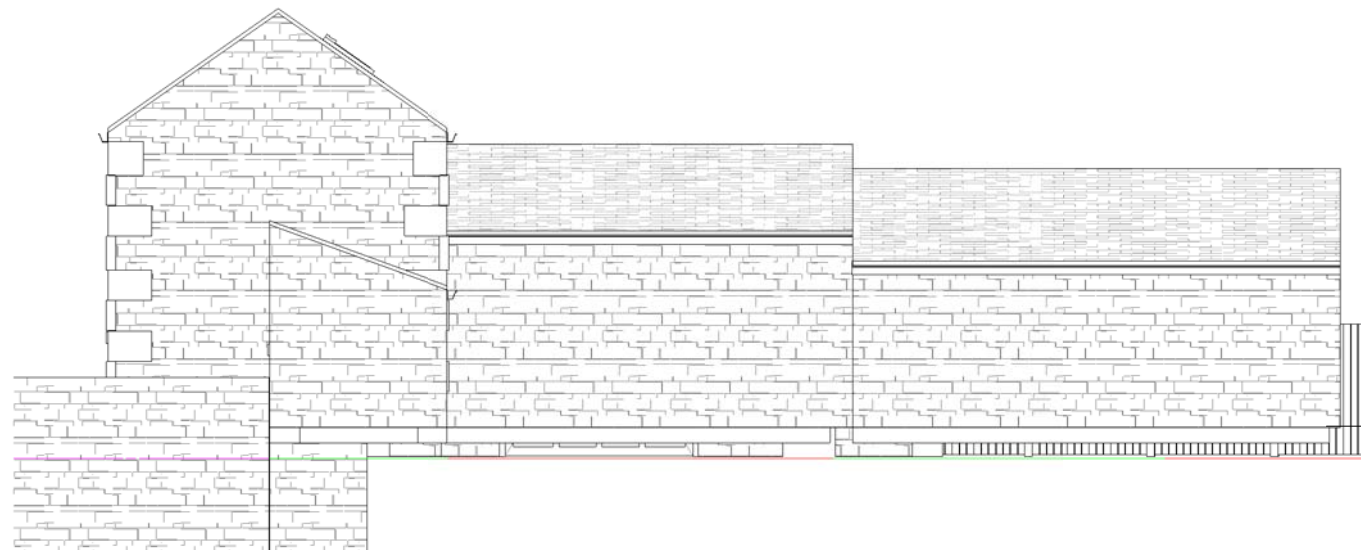
Mob 0771 898 6000
25 Crescent View
Alwoodley
Leeds
LS17 7QF
West Yorkshire



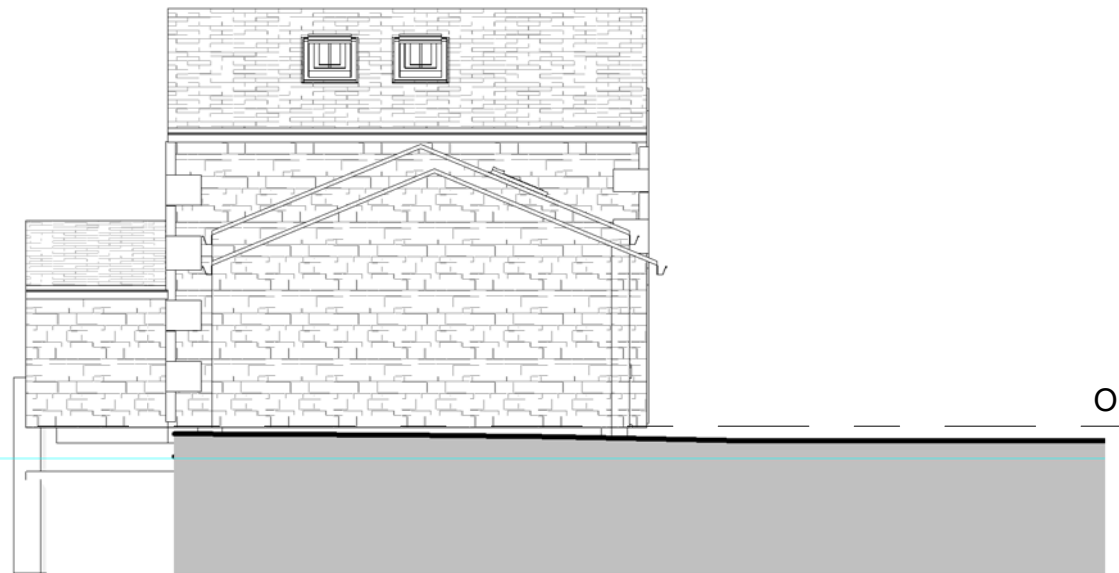
1 Old Barn Left Elevation
1 : 100



2 Old Barn Front Elevation
1 : 100



3 Old Barn Right Elevation
1 : 100



4 Old Barn Back Elevation
1 : 100

OutBuildings
385

THIS DRAWING AND CAD DATA THEREIN IS PROTECTED BY
COPYRIGHT
AND MUST NOT BE COPIED OR REPRODUCED
WITHOUT THE WRITTEN CONSENT OF
OWLarchitecture.com
©
NO DIMENSIONS ARE TO BE SCALED FROM THIS DRAWING.
USE FIGURED DIMENSIONS ONLY.
ALL DIMENSIONS AND SIZES ARE TO BE CHECKED ON SITE
AND ANY DISCREPANCIES REPORTED TO THE ARCHITECT
PRIOR TO INITIATION OF ANY WORKS.

No
Job Name
Barn Residence
58 Main St, LS14 3BU
Thorner, Leeds
Drawing Title
Old Barn Elevations

Status
v4m (new barn/house only)
Sheet By
GJW
Scale at A3 - double scale at A1
1 : 100
Job Number
1528
Drawing Number
1491
Issued Date
12/04/2016

Mob 0771 898 6000
25 Crescent View
Alwoodley
Leeds
LS17 7QF
West Yorkshire
OWL architecture.com