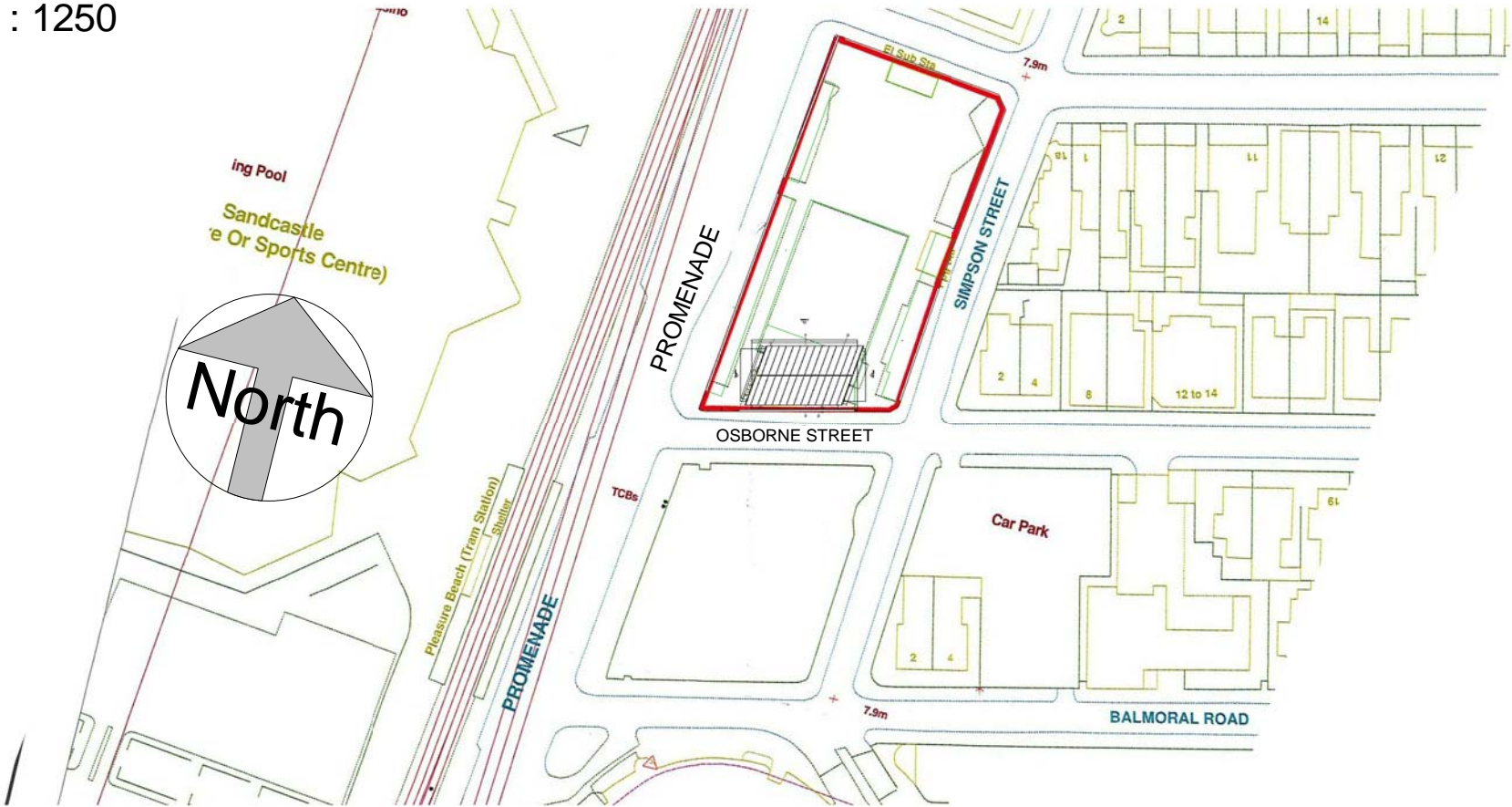


1

1250 Site Plan

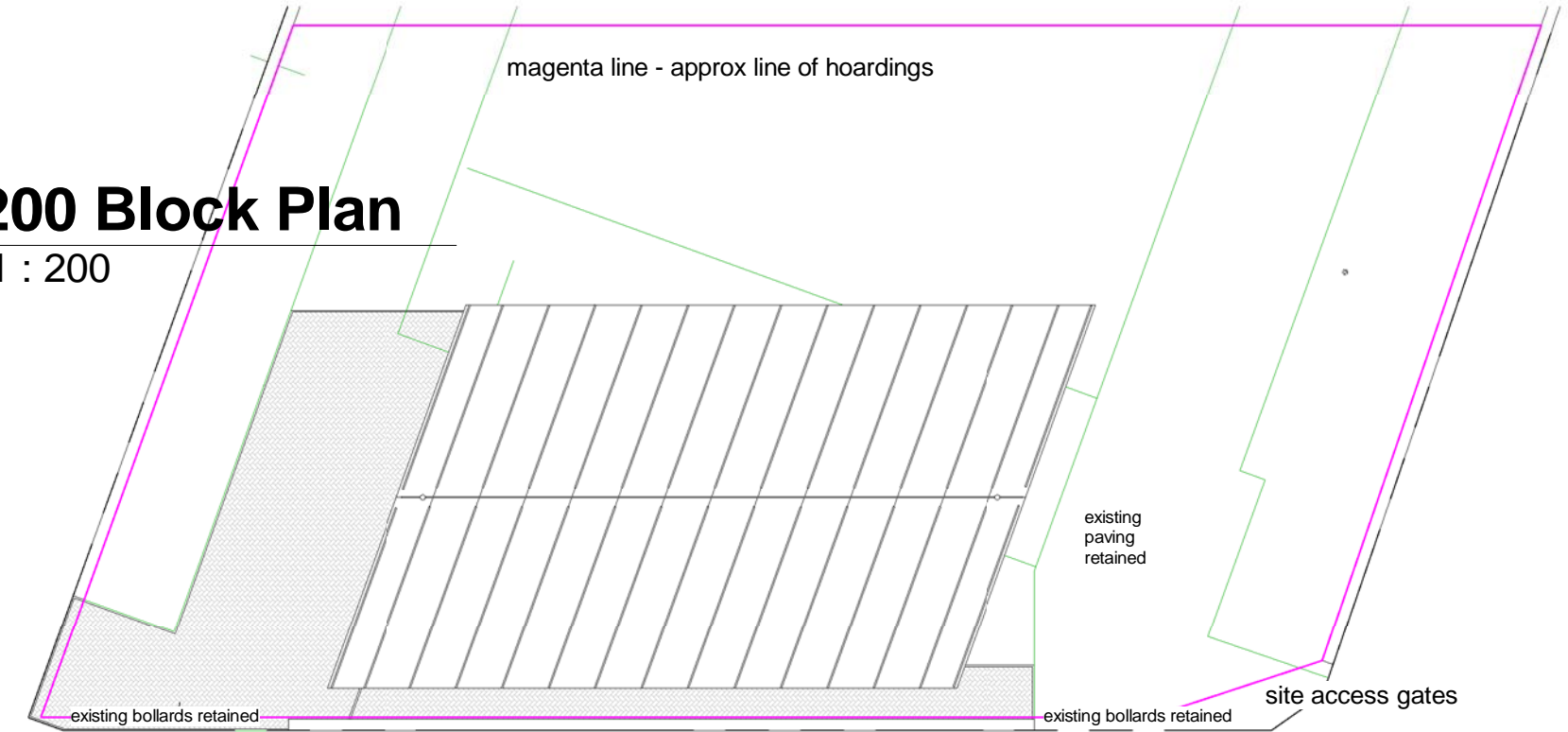
1 : 1250



2

200 Block Plan

1 : 200



Drawing List & Project Issue Date


Number	Sheet Name	Scale	Size	Issue Date
1300	Site Location Plan	1:1250	A3	05/03/2020
1301	3D View - Axonometric	nts	A3	05/03/2020
1302	3D View - No Roof	nts	A3	05/03/2020
1303	Floor Plan	1:100	A3	05/03/2020
1304	Street & Garden Elevations	1:100	A3	05/03/2020
1305	End Elevations	1:100	A3	05/03/2020
1306	Roof Plan	1:100	A3	05/03/2020
1307	Roof Finish	1:100	A3	05/03/2020
1308	Reflected Ceiling Plan	1:100	A3	05/03/2020
1309	Sections	1:100	A3	05/03/2020
1310	Entrance Elevation (West)	1:100	A3	05/03/2020
1311	Drainage & Slab Setting Out	1:100	A3	05/03/2020
1312	Plumbing Layout	1:75	A3	05/03/2020
1313	Electrical Heating & Small Power	1:75	A3	05/03/2020
1314	Lighting Layout	1:75	A3	05/03/2020
1315	Cubicle Dims	1:75	A3	05/03/2020
1316	Female Elevations	1:75	A3	05/03/2020
1317	3D View - Interior Female WC	nts	A3	05/03/2020
1318	Male Elevations	1:75	A3	05/03/2020
1319	3D View Interior Male WC	nts	A3	05/03/2020
1320	Floor Finish	1:75	A3	05/03/2020
1350	Gates Goal Posts & Parkinsons Signs	1:50	A3	05/03/2020
SK100	Detail Section View	1:5	A3	05/03/2020
SK101	Detail Plan View	1:5	A3	05/03/2020
SK102	RWO Detail	1:5	A3	05/03/2020
SK103	Metal Cladding & Security Gates & RAL colours	1:50	A3	05/03/2020
SK104	Passive Ventilation	1:100	A3	05/03/2020
SK106	Screen Wall & Signs	1:75	A3	05/03/2020

THIS DRAWING AND CAD DATA THEREIN IS PROTECTED BY
COPYRIGHT
AND MUST NOT BE COPIED OR REPRODUCED
WITHOUT THE WRITTEN CONSENT OF
OWLarchitecture.com
©
NO DIMENSIONS ARE TO BE SCALED FROM THIS DRAWING.
USE FIGURED DIMENSIONS ONLY.
ALL DIMENSIONS AND SIZES ARE TO BE CHECKED ON SITE
AND ANY DISCREPANCIES REPORTED TO THE ARCHITECT
PRIOR TO INITIATION OF ANY WORKS.

No
Job Name
Public Conveniences
Flagstaff Park
Blackpool
Drawing Title
Site Location Plan

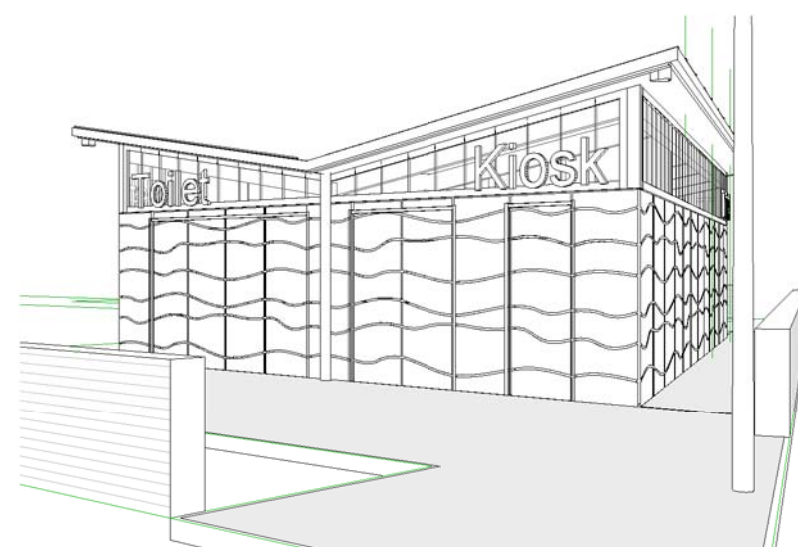
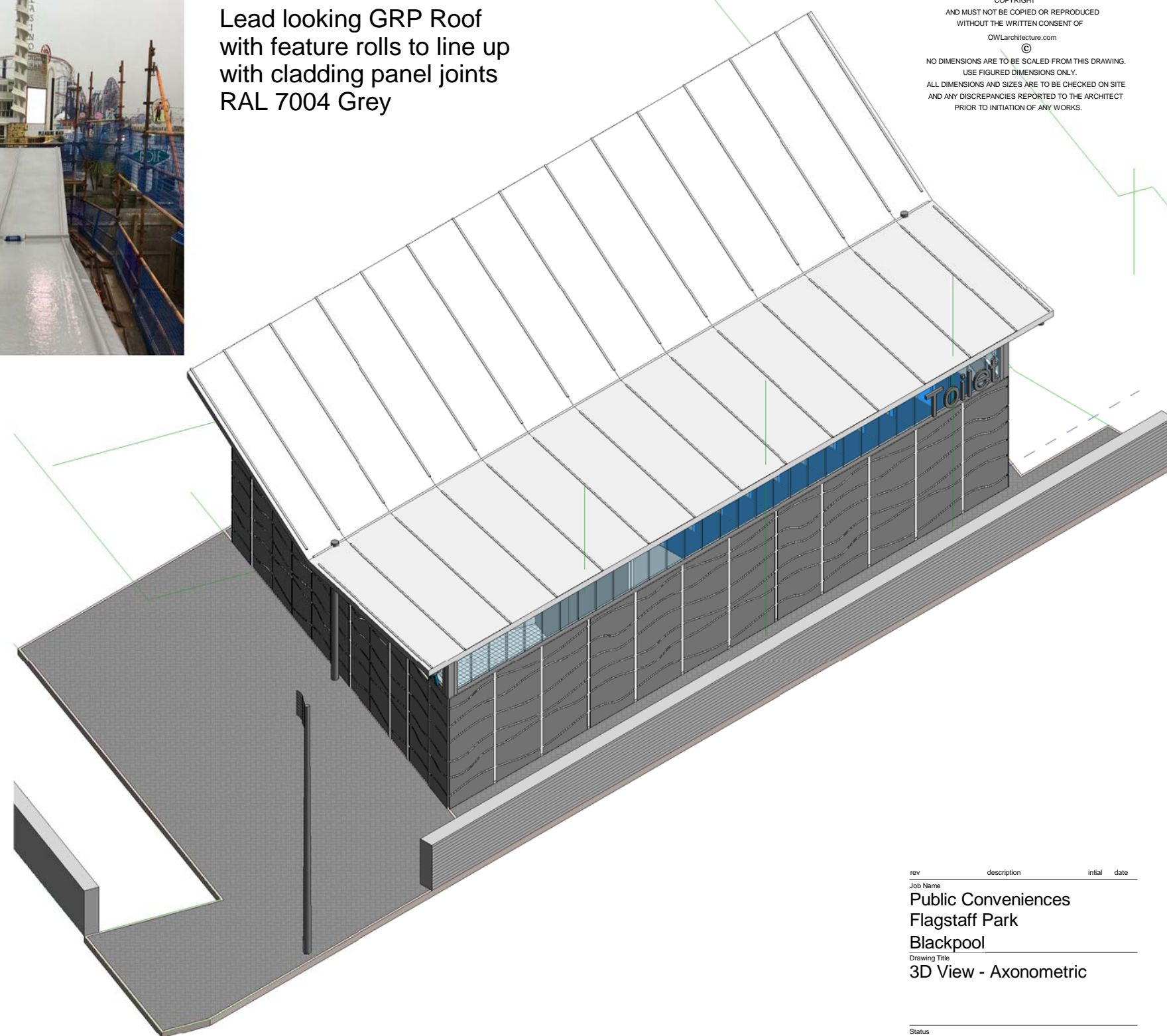
Status
Gates Signed Off
Sheet By
GJW
Job Number
1812
Scale at A3 - double scale at A1
As
indicated
Drawing Number
1300
05/03/2020

Mob 0771 898 6000
25 Crescent View
Alwoodley
Leeds
LS17 7QF
West Yorkshire
OWLarchitecture.com

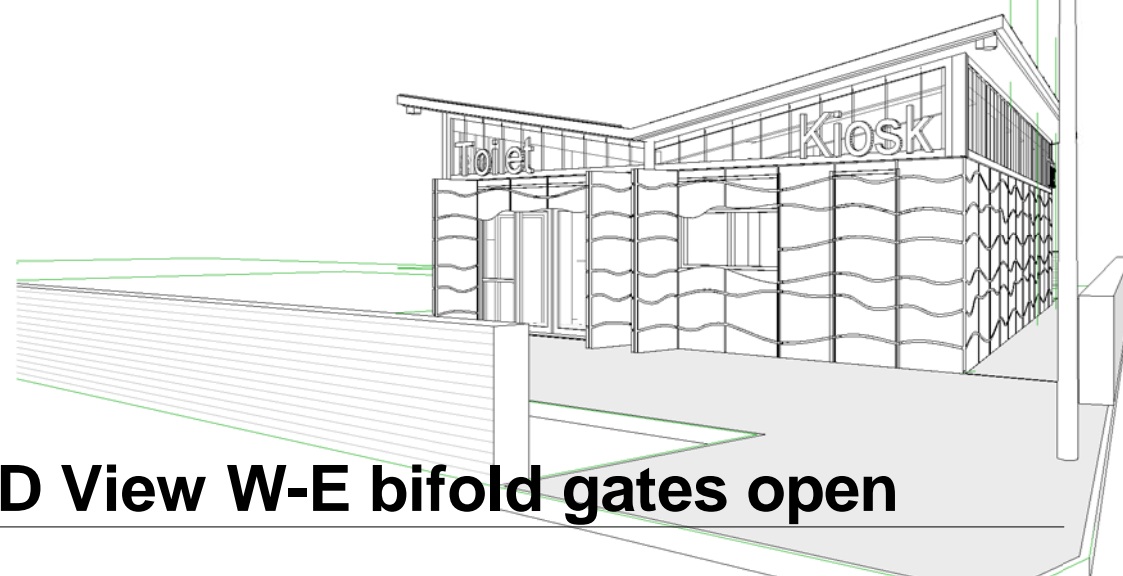


Lead looking GRP Roof
with feature rolls to line up
with cladding panel joints
RAL 7004 Grey

THIS DRAWING AND CAD DATA THEREIN IS PROTECTED BY
COPYRIGHT
AND MUST NOT BE COPIED OR REPRODUCED
WITHOUT THE WRITTEN CONSENT OF
OWLarchitecture.com
©
NO DIMENSIONS ARE TO BE SCALED FROM THIS DRAWING.
USE FIGURED DIMENSIONS ONLY.
ALL DIMENSIONS AND SIZES ARE TO BE CHECKED ON SITE
AND ANY DISCREPANCIES REPORTED TO THE ARCHITECT
PRIOR TO INITIATION OF ANY WORKS.



3 3D View W-E bifold gates closed



2 3D View W-E bifold gates open

1 3D Axonometric

rev	description	initial	date
Job Name			
Public Conveniences			
Flagstaff Park			
Blackpool			
Drawing Title			
3D View - Axonometric			
Status			
Gates Signed Off			
Sheet By			
GJW			
Scale at A3 - double scale at A1			
Job Number	Drawing Number	Issued Date	
1812	1301	05/03/2020	

Mob: 0771 898 6000

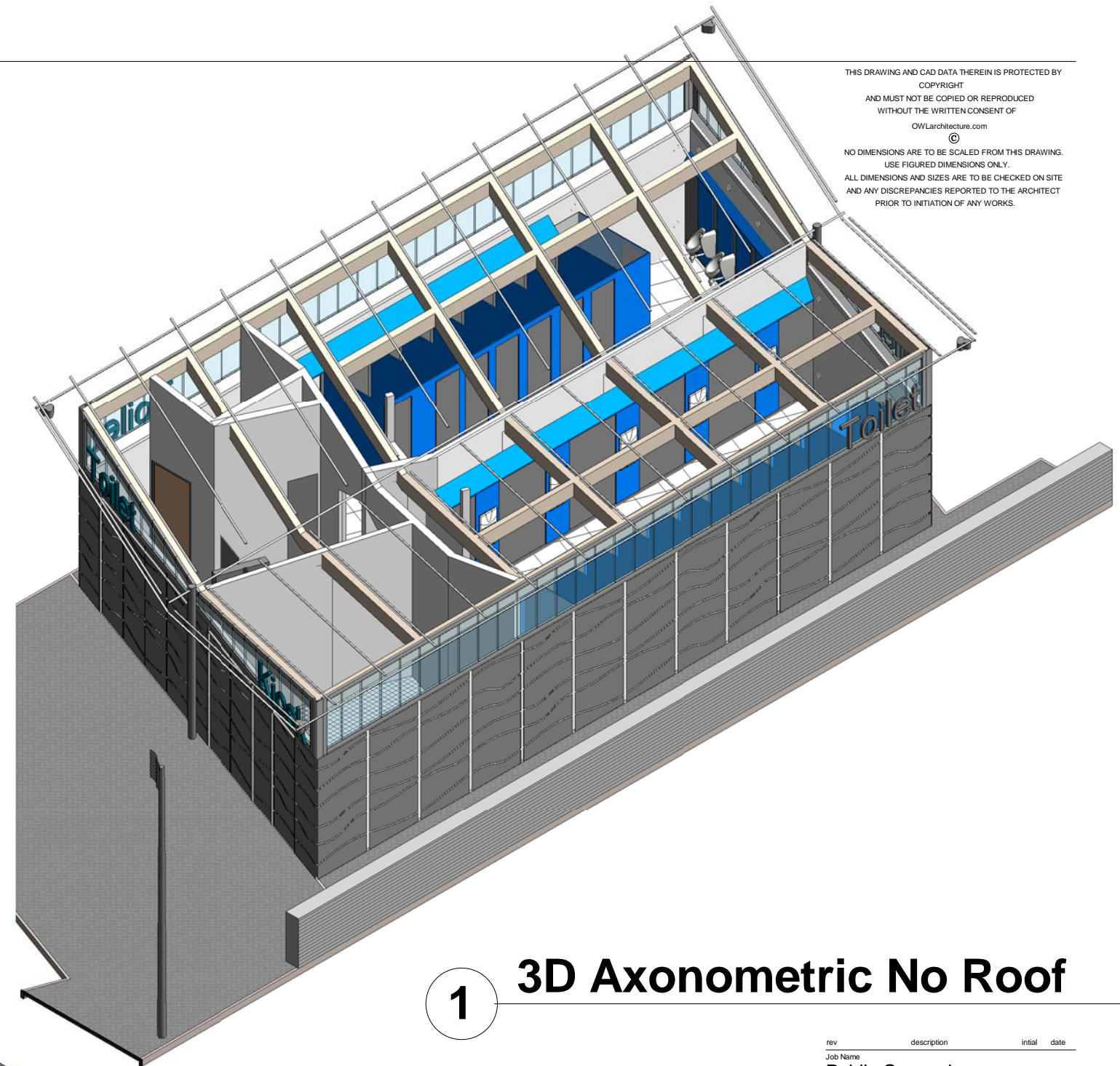
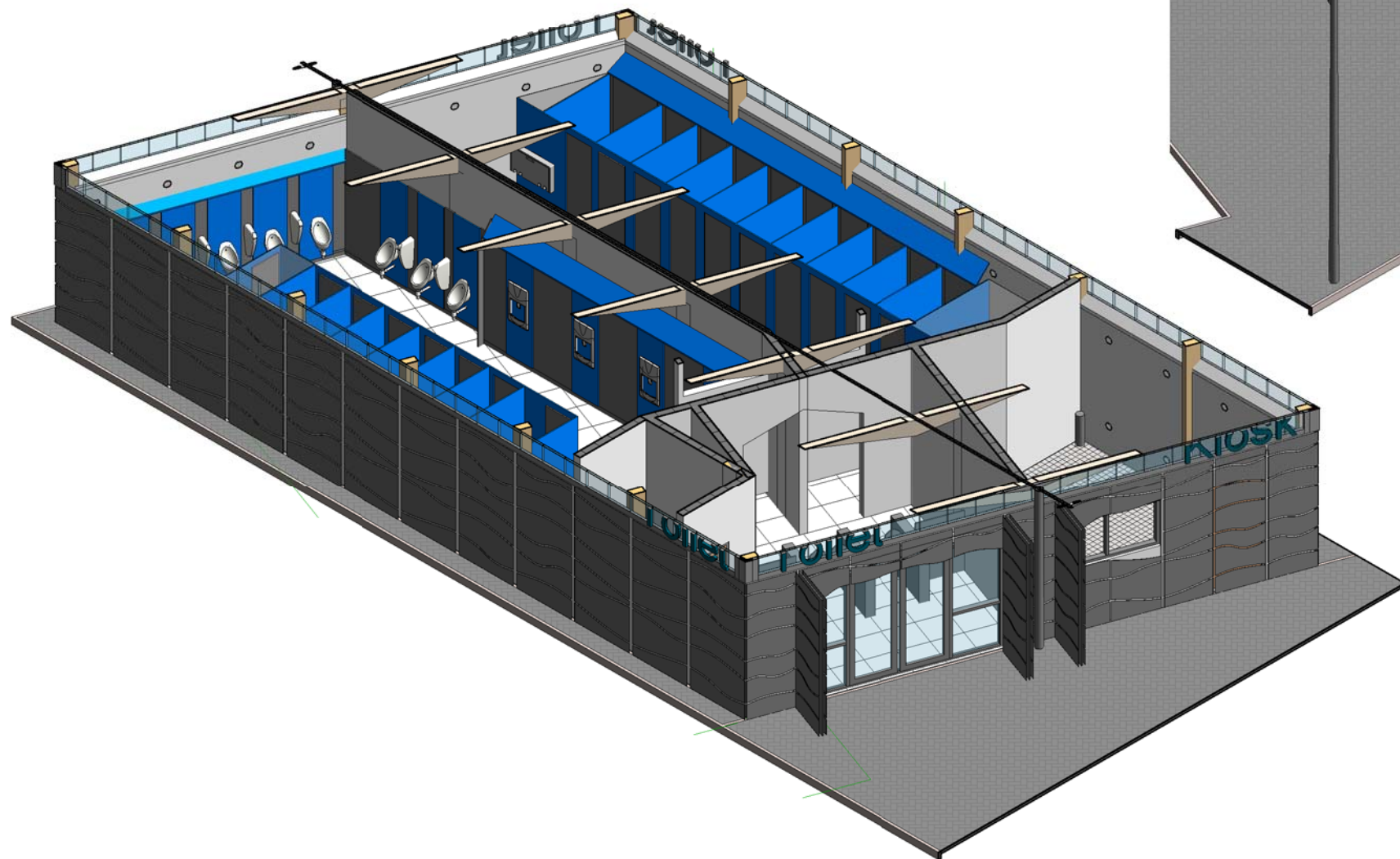
25 Crescent View
Alwoodley
Leeds
LS17 7QF
West Yorkshire

OWLarchitecture.com

THIS DRAWING AND CAD DATA THEREIN IS PROTECTED BY
COPYRIGHT
AND MUST NOT BE COPIED OR REPRODUCED
WITHOUT THE WRITTEN CONSENT OF
OWLarchitecture.com
©
NO DIMENSIONS ARE TO BE SCALED FROM THIS DRAWING.
USE FIGURED DIMENSIONS ONLY.
ALL DIMENSIONS AND SIZES ARE TO BE CHECKED ON SITE
AND ANY DISCREPANCIES REPORTED TO THE ARCHITECT
PRIOR TO INITIATION OF ANY WORKS.

2 3D Roof cut away

GRP Internal Walls - White BS 00E55



1 3D Axonometric No Roof

rev	description	initial	date
Job Name	Public Conveniences Flagstaff Park Blackpool		
Drawing Title	3D View - No Roof		
Status	Gates Signed Off		
Sheet By	GJW	Scale at A3 - double scale at A1	
Job Number	Drawing Number	Issued Date	
1812	1302	05/03/2020	



OWLarchitecture.com

Mob: 0771 898 6000
25 Crescent View
Alwoodley
Leeds
LS17 7QF
West Yorkshire



existing
planting
retained

10 Grd Floor

1 : 100

rev	description	initial	date
Job Name	Public Conveniences		
	Flagstaff Park		
	Blackpool		
Drawing Title	Floor Plan		

Status		
Gates Signed Off		
Sheet By	Scale at A3 - double scale as	
GJW	1 : 100	
Job Number	Drawing Number	Issued Date
1812	1303	05/03/2020

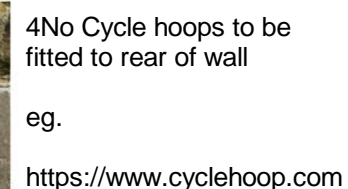


Mob: 0771 898 6000
25 Crescent View
Alwoodley
Leeds
LS17 7QF
West Yorkshire

OWL architecture.com



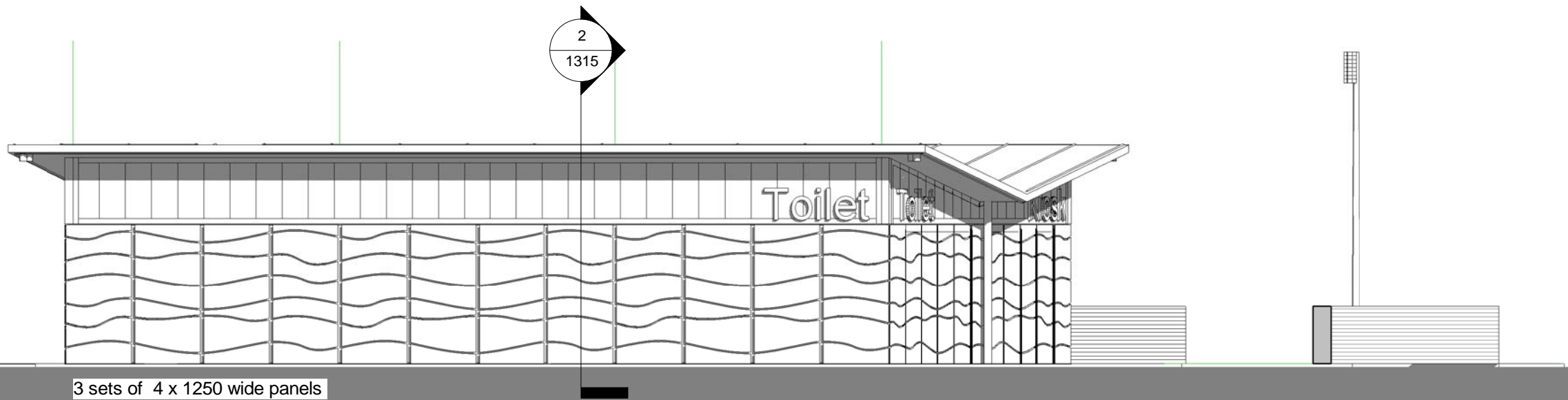
OWL.architecture @ icloud.com



Marshall's Tegula
permeable block paving
160x120x60 (Harvest)

<https://www.marshall's.co.uk/commercial/product/tegula-permeable-paving>

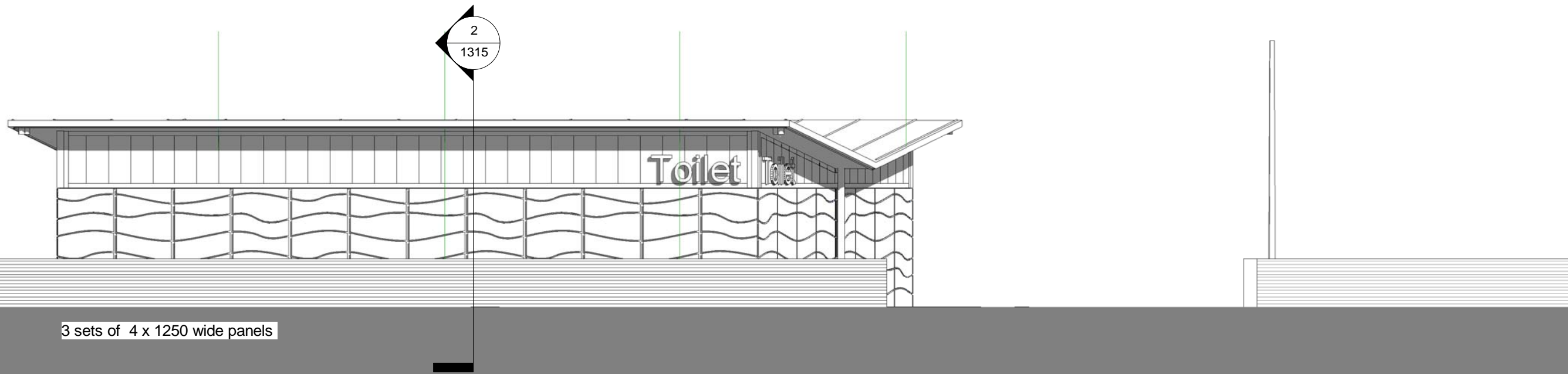




2

Garden Elevation

1 : 100



THIS DRAWING AND CAD DATA THEREIN IS PROTECTED BY
COPYRIGHT
AND MUST NOT BE COPIED OR REPRODUCED
WITHOUT THE WRITTEN CONSENT OF
OwlArchitecture.com
©
NO DIMENSIONS ARE TO BE SCALED FROM THIS DRAWING.
USE FIGURED DIMENSIONS ONLY.
ALL DIMENSIONS AND SIZES ARE TO BE CHECKED ON SITE
AND ANY DISCREPANCIES REPORTED TO THE ARCHITECT
PRIOR TO INITIATION OF ANY WORKS.

No
Job Name
Public Conveniences
Flagstaff Park
Blackpool
Drawing Title
Street & Garden Elevations

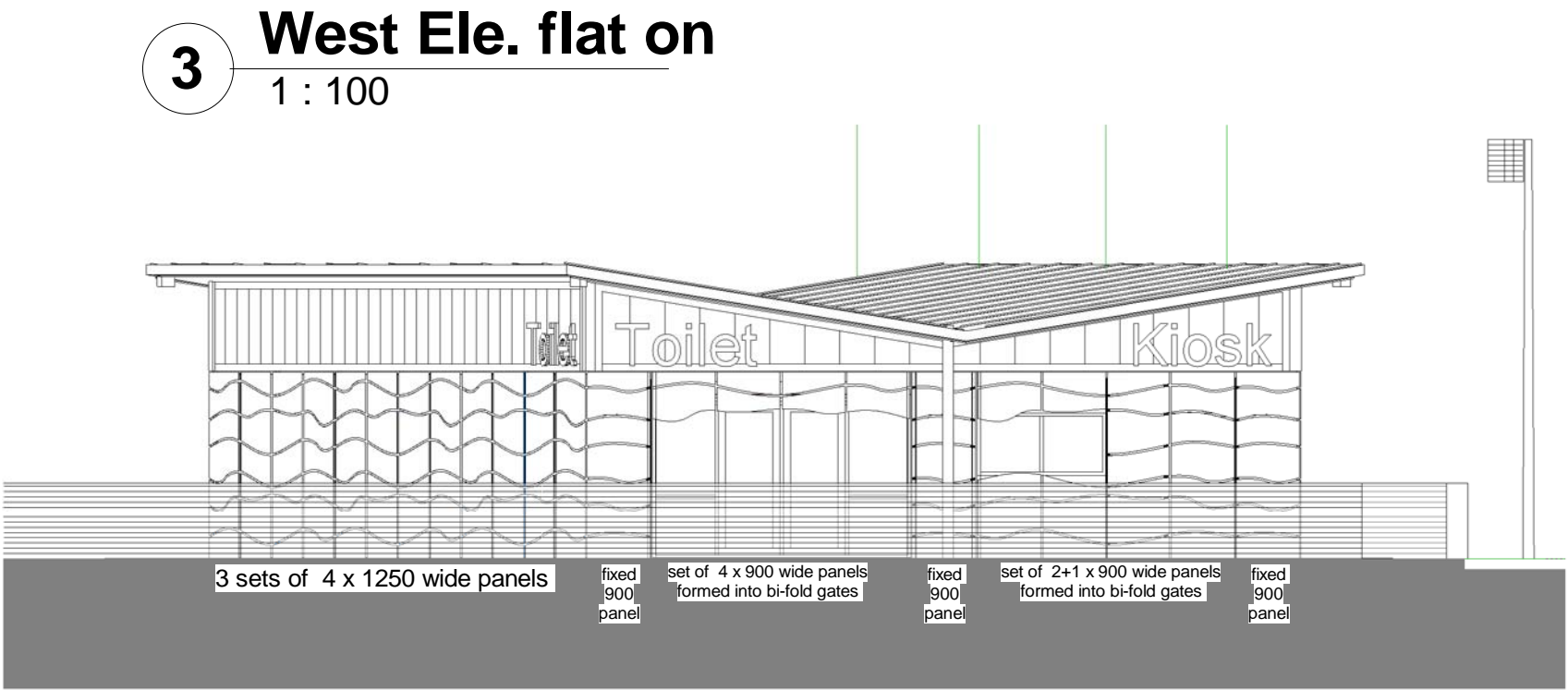
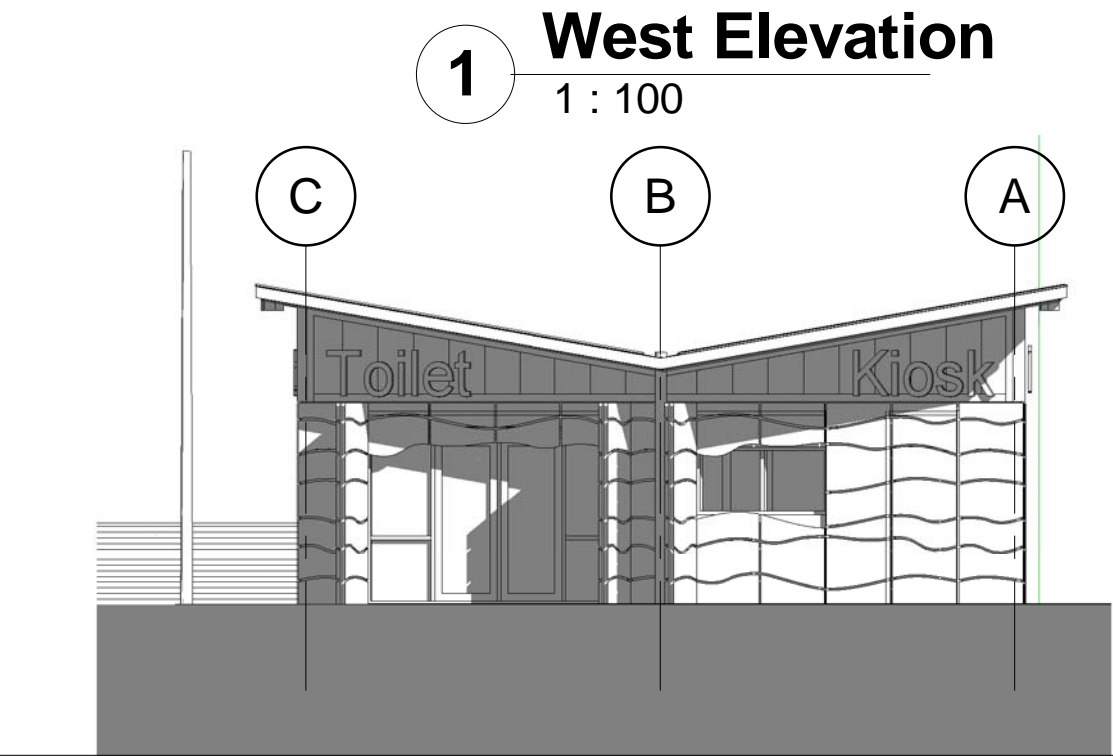
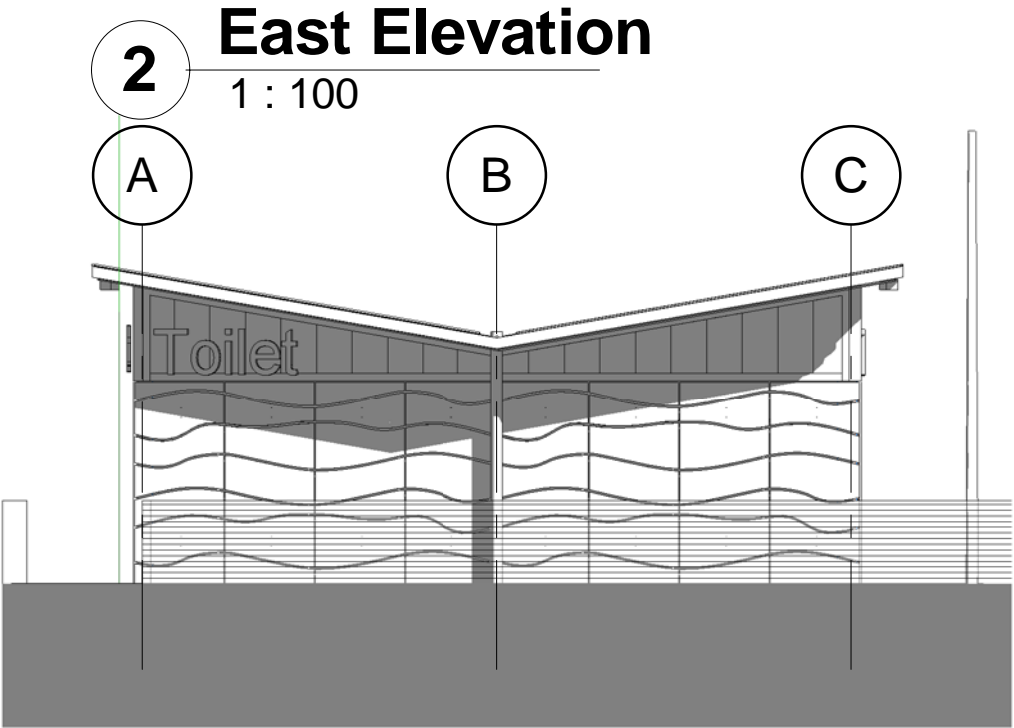
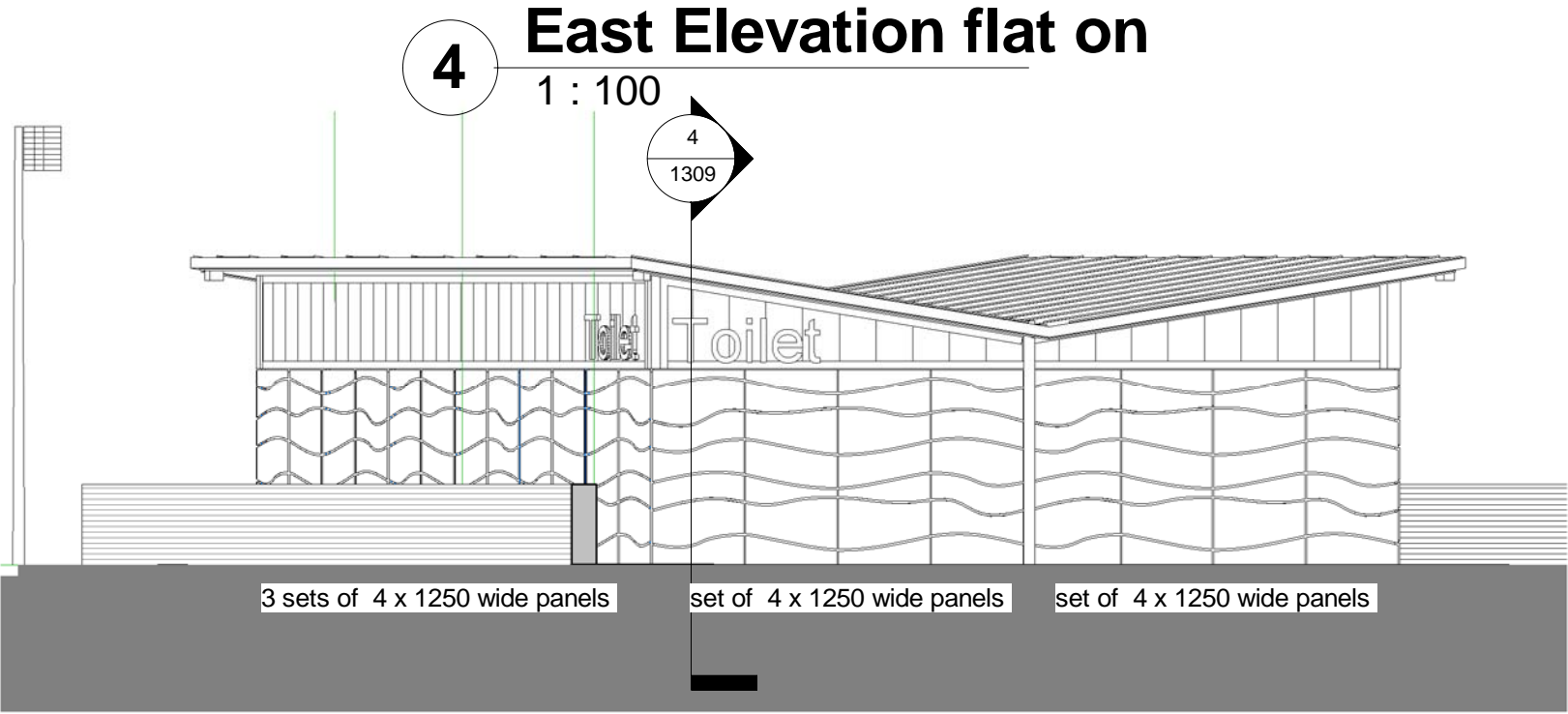
Status
Gates Signed Off
Sheet By
GJW
Scale at A3 - double scale at A1
1 : 100
Job Number
1812
Drawing Number
1304
Issued Date
05/03/2020



OWLarchitecture.com

Mob 0771 898 6000
25 Crescent View
Alwoodley
Leeds
LS17 7QF
West Yorkshire

Scale set for printing at A3 thus the Scale is Doubled at A1. For example; A drawing set to print at Scale 1:200 at A3 becomes scale 1:100 when it is printed at A1.



THIS DRAWING AND CAD DATA THEREIN IS PROTECTED BY
COPYRIGHT
AND MUST NOT BE COPIED OR REPRODUCED
WITHOUT THE WRITTEN CONSENT OF
OWLarchitecture.com
©
NO DIMENSIONS ARE TO BE SCALED FROM THIS DRAWING.
USE FIGURED DIMENSIONS ONLY.
ALL DIMENSIONS AND SIZES ARE TO BE CHECKED ON SITE
AND ANY DISCREPANCIES REPORTED TO THE ARCHITECT
PRIOR TO INITIATION OF ANY WORKS.

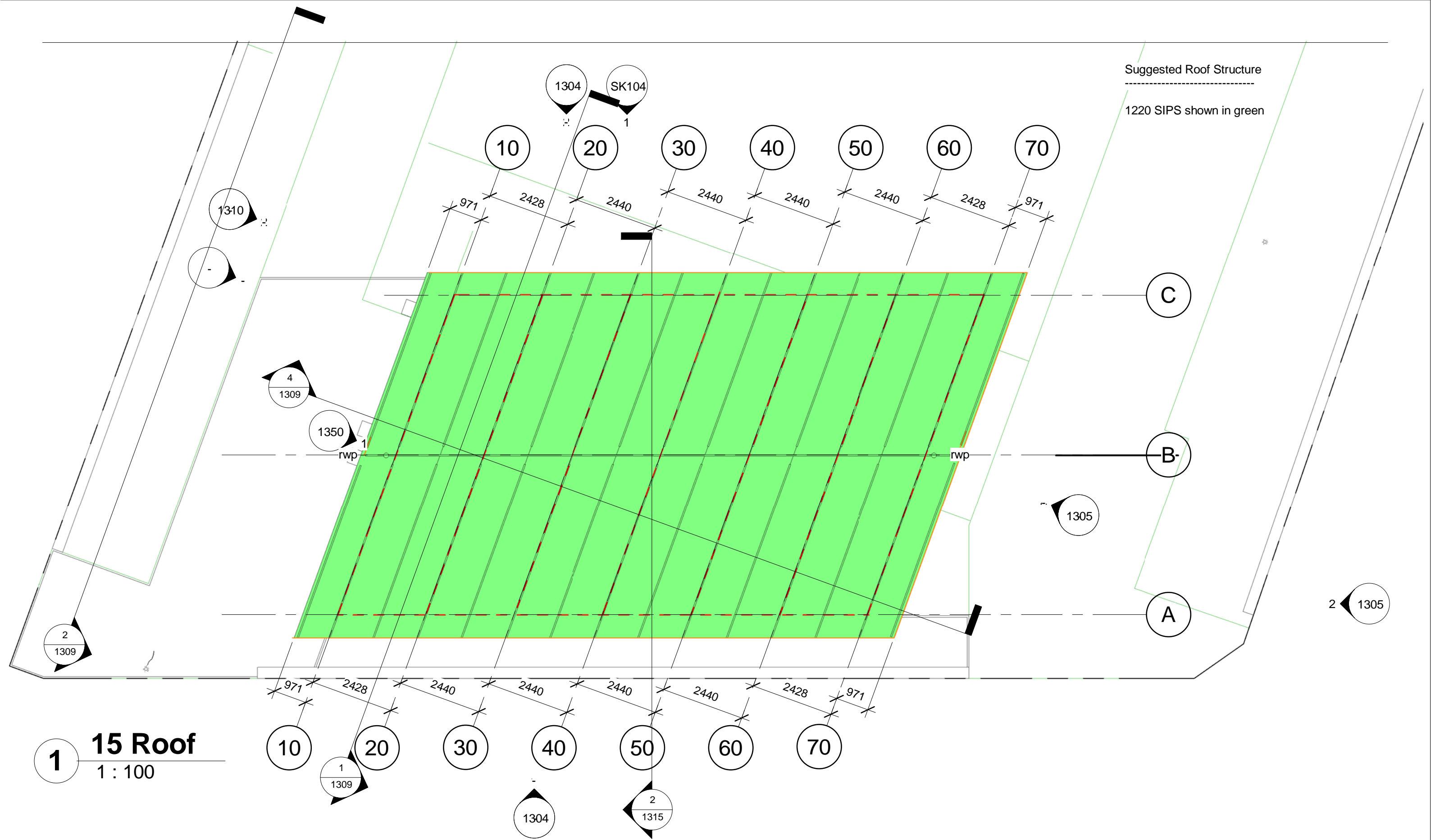
No
Job Name
Public Conveniences
Flagstaff Park
Blackpool
Drawing Title
End Elevations

Status
Gates Signed Off
Sheet By
GJW
Job Number
1812
Scale at A3 - double scale at A1
1 : 100
Drawing Number
1305
Issued Date
05/03/2020



Mob 0771 898 6000
25 Crescent View
Alwoodley
Leeds
LS17 7QF
West Yorkshire

OWLarchitecture.com



THIS DRAWING AND CAD DATA THEREIN IS PROTECTED BY
COPYRIGHT
AND MUST NOT BE COPIED OR REPRODUCED
WITHOUT THE WRITTEN CONSENT OF
OwlArchitecture.com

NO DIMENSIONS ARE TO BE SCALED FROM THIS DRAWING.
USE FIGURED DIMENSIONS ONLY.
ALL DIMENSIONS AND SIZES ARE TO BE CHECKED ON SITE
AND ANY DISCREPANCIES REPORTED TO THE ARCHITECT
PRIOR TO INITIATION OF ANY WORKS.

No

Job Name
Public Conveniences
Flagstaff Park
Blackpool
Drawing Title
Roof Plan

Status
Gates Signed Off

Sheet By
GJW
Scale at A3 - double scale at A1
1 : 100

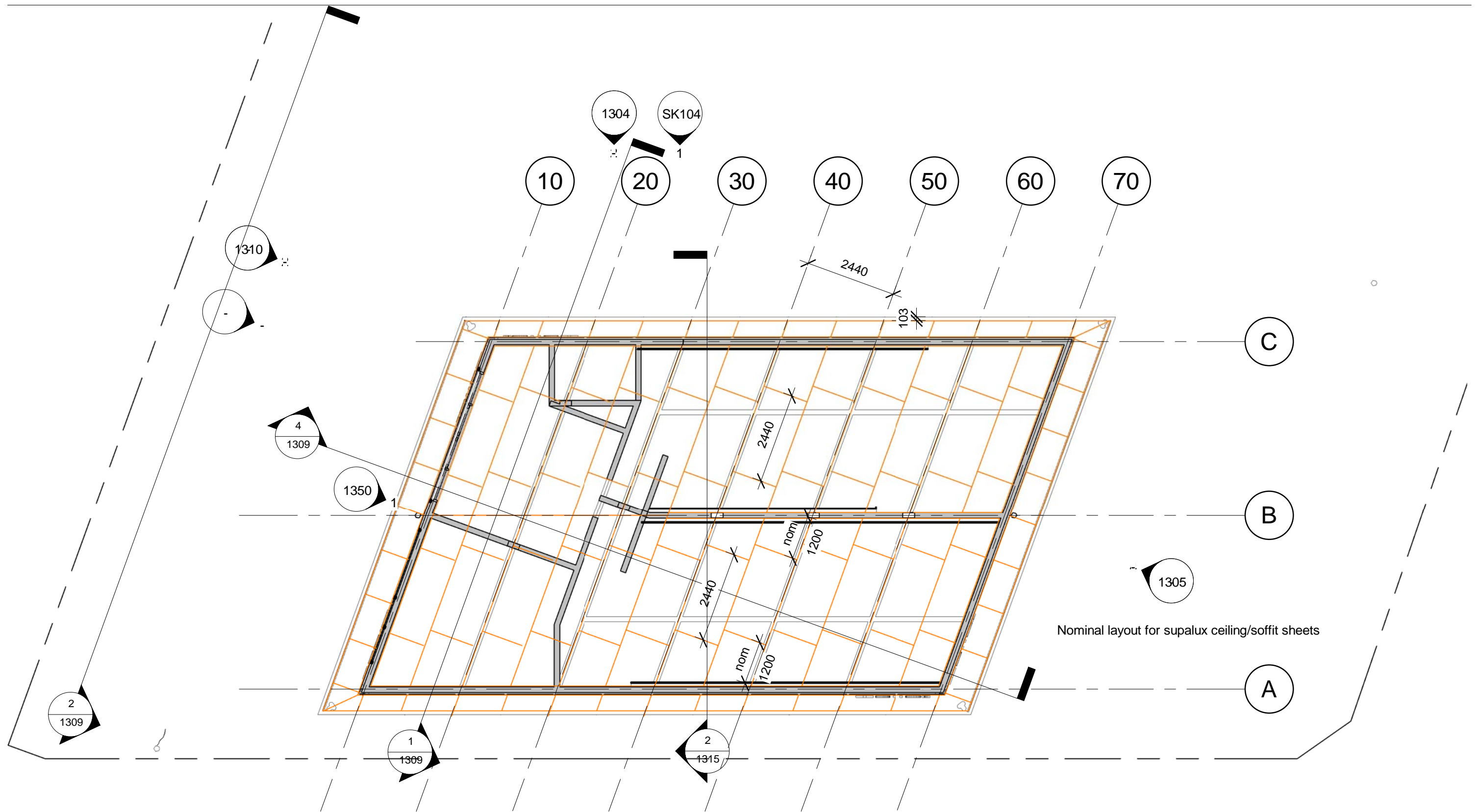
Job Number
1812
Drawing Number
1306
Issued Date
05/03/2020



OWLarchitecture.com

Mob 0771 898 6000

25 Crescent View
Alwoodley
Leeds
LS17 7QF
West Yorkshire



1 10 Grd Floor

1 : 100

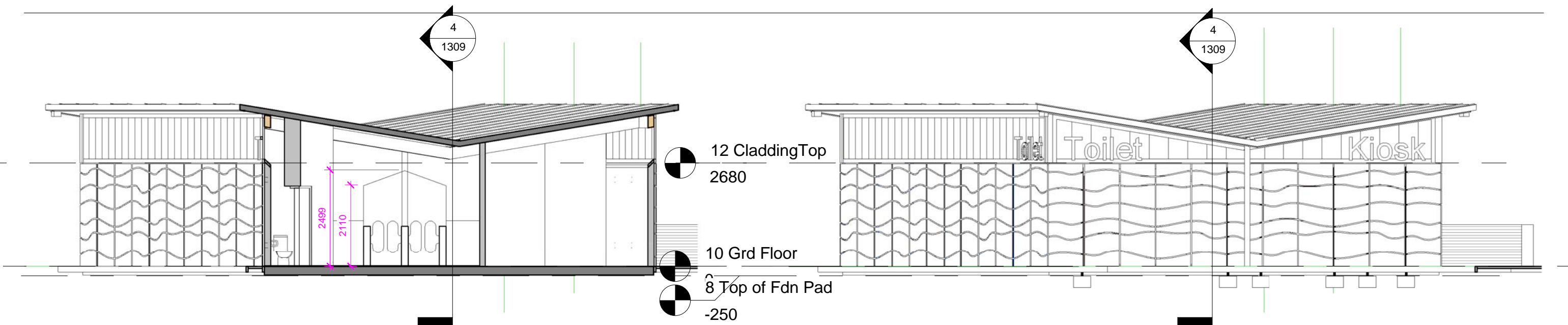
THIS DRAWING AND CAD DATA THEREIN IS PROTECTED BY
COPYRIGHT
AND MUST NOT BE COPIED OR REPRODUCED
WITHOUT THE WRITTEN CONSENT OF
OWLarchitecture.com
©
NO DIMENSIONS ARE TO BE SCALED FROM THIS DRAWING.
USE FIGURED DIMENSIONS ONLY.
ALL DIMENSIONS AND SIZES ARE TO BE CHECKED ON SITE
AND ANY DISCREPANCIES REPORTED TO THE ARCHITECT
PRIOR TO INITIATION OF ANY WORKS.

1304

No
Job Name
Public Conveniences
Flagstaff Park
Blackpool
Drawing Title
Reflected Ceiling Plan

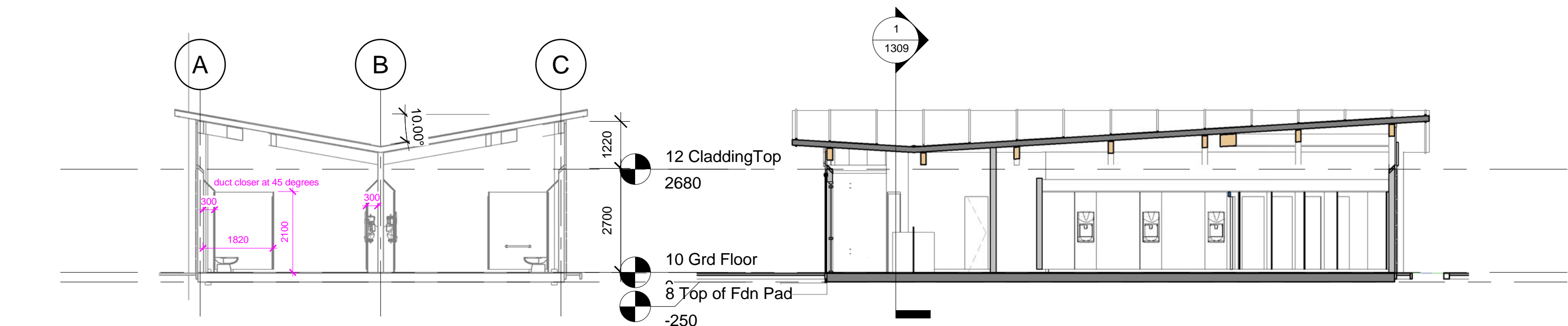
Status
Gates Signed Off
Sheet By
GJW
Scale at A3 - double scale at A1
1 : 100
Job Number
1812
Drawing Number
1308
Issued Date
05/03/2020

Mob 0771 898 6000
25 Crescent View
Alwoodley
Leeds
LS17 7QF
West Yorkshire
OWLarchitecture.com



1 Section 1
1 : 100

2 Section 2
1 : 100



3 Section 3
1 : 100

4 Section 4
1 : 100

THIS DRAWING AND CAD DATA THEREIN IS PROTECTED BY
COPYRIGHT
AND MUST NOT BE COPIED OR REPRODUCED
WITHOUT THE WRITTEN CONSENT OF
OwlArchitecture.com
©
NO DIMENSIONS ARE TO BE SCALED FROM THIS DRAWING.
USE FIGURED DIMENSIONS ONLY.
ALL DIMENSIONS AND SIZES ARE TO BE CHECKED ON SITE
AND ANY DISCREPANCIES REPORTED TO THE ARCHITECT
PRIOR TO INITIATION OF ANY WORKS.

No
Job Name
**Public Conveniences
Flagstaff Park
Blackpool**
Drawing Title
Sections

Status
Gates Signed Off
Sheet By
GJW
Job Number
1812
Drawing Number
1309
Issued Date
05/03/2020
Scale at A3 - double scale at A1
1 : 100

Mob 0771 898 6000
25 Crescent View
Alwoodley
Leeds
LS17 7QF
West Yorkshire
OWLarchitecture.com

For Project Colours

Roof Grey GRP - RAL 7004

Blue tint to clerestorey glazing

Wave Colour Bands

RGB 062-192-255 - RAL 5024 Row 1 - Top

RGB 000-128-192 - RAL 5015 Row 2

RGB 000-094-138 - RAL 5019 Row 3

RGB 017-155-174 - RAL 5018 Row 4

RGB 000-128-192 - RAL 5015 Row 5

RGB 234-198-147 - RAL 1014 Row 6

RGB 219-154-066 - RAL 1034 Row 7 - Bottom

Sample Wave colours to run round whole building.

No Roller Shutter.

Window Frames Grey - RAL 7004

Entrance Door Frame Grey - RAL 7004

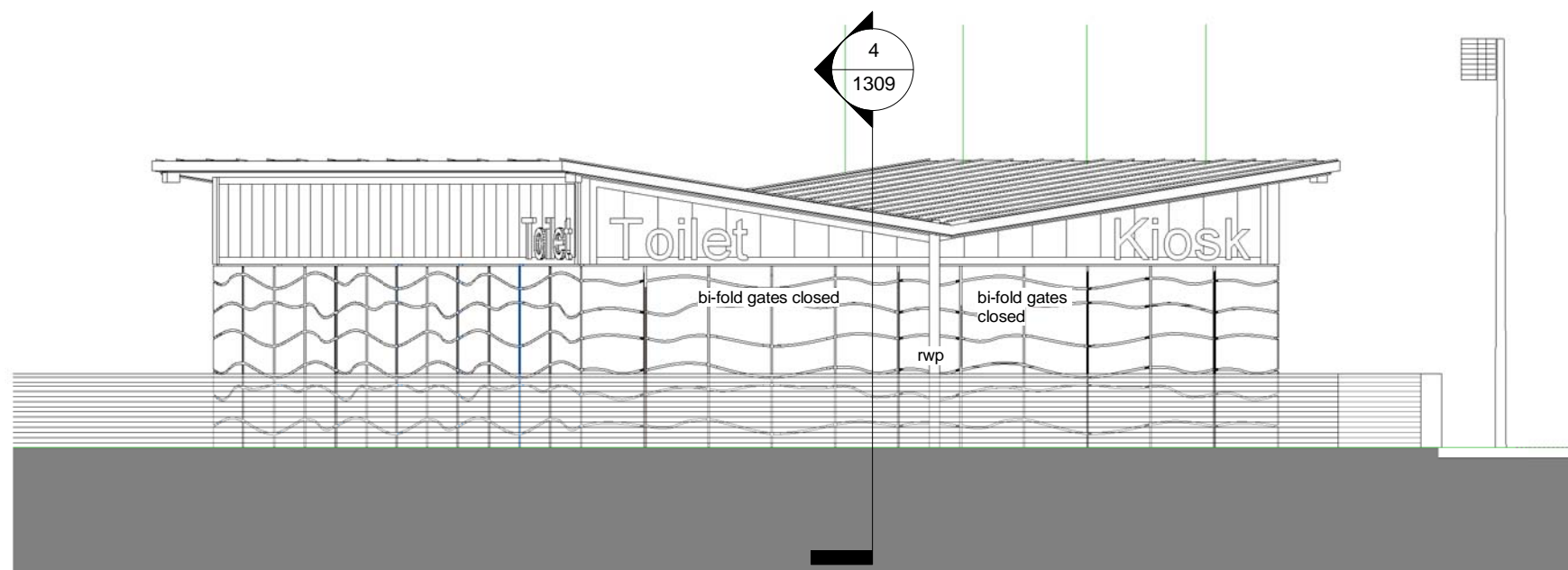
Doors in Navy Blue - RAL 5022

manifestation provided to low level glass

Internal Wall in GRP White - BS 00E55



1 West Ele. - Bifolds gates 90 deg open
1 : 100

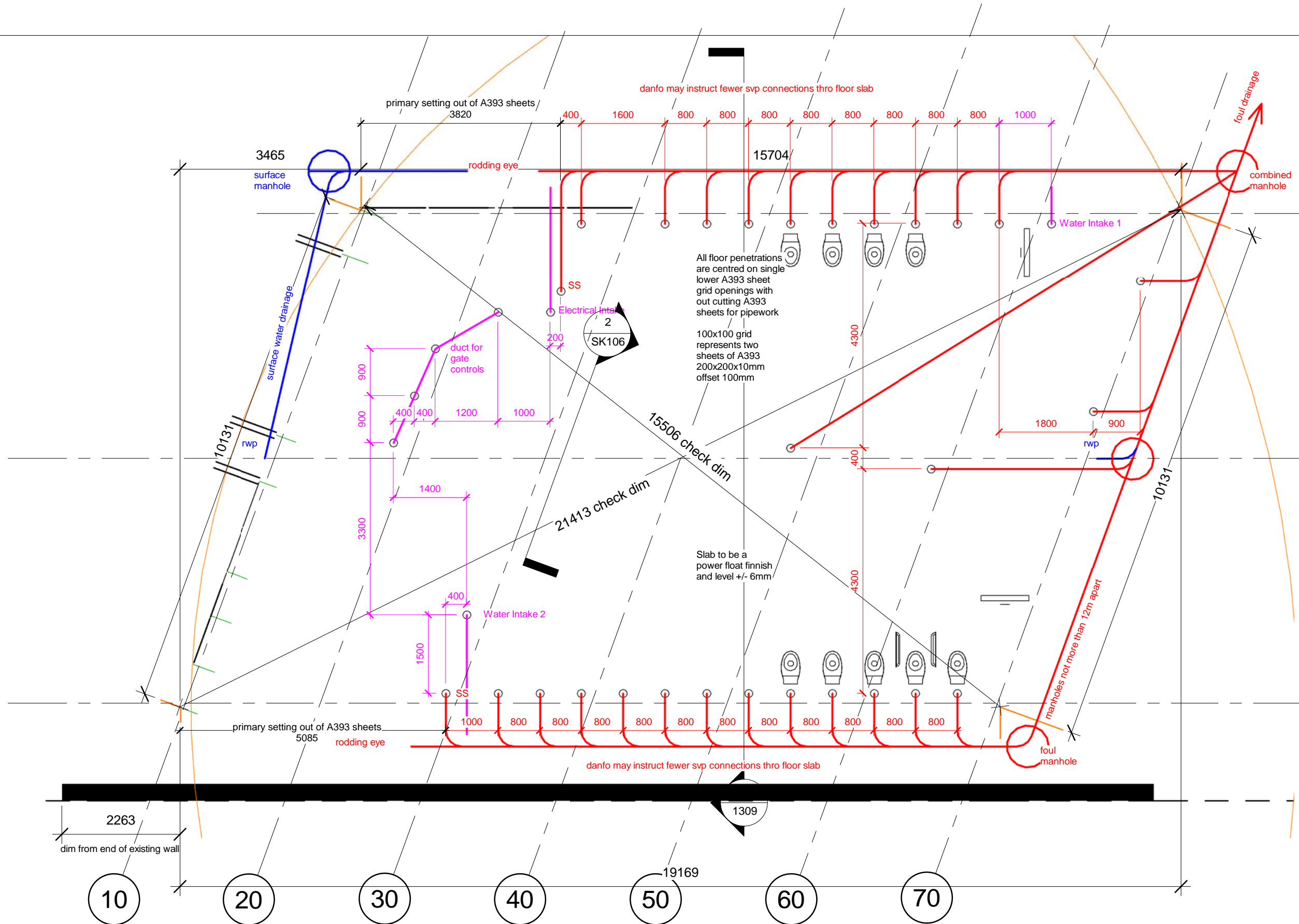


2 West Ele. - Bifold security gates closed
1 : 100



rev	description	initial	date
Job Name	Public Conveniences		
	Flagstaff Park		
	Blackpool		
Drawing Title	Entrance Elevation (West)		
Status	Gates Signed Off		
Sheet By	GJW	Scale at A3 - double scale at A1	1 : 100
Job Number	1812	Drawing Number	1310
		Issued Date	05/03/2020

THIS DRAWING AND CAD DATA THEREIN IS PROTECTED BY
COPYRIGHT
AND MUST NOT BE COPIED OR REPRODUCED
WITHOUT THE WRITTEN CONSENT OF
OWLarchitecture.com
©
NO DIMENSIONS ARE TO BE SCALED FROM THIS DRAWING.
USE FIGURED DIMENSIONS ONLY.
ALL DIMENSIONS AND SIZES ARE TO BE CHECKED ON SITE
AND ANY DISCREPANCIES REPORTED TO THE ARCHITECT
PRIOR TO INITIATION OF ANY WORKS.



rev	description	initial	date
-----	-------------	---------	------

Job Name	Public Conveniences
	Flagstaff Park
	Blackpool
Drawing Title	Drainage & Slab Setting Out

Status

Gates Signed Off

Sheet By	Scale at A3 - double scale at A1
GJW	1 : 75

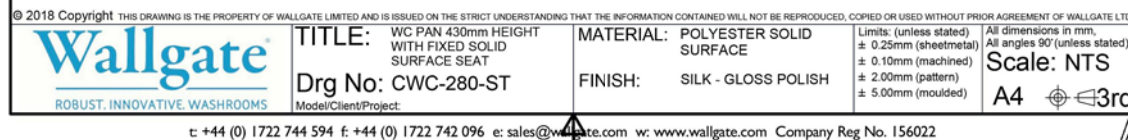
Job Number	Drawing Number	Issued Date
1812	1311	05/03/2020



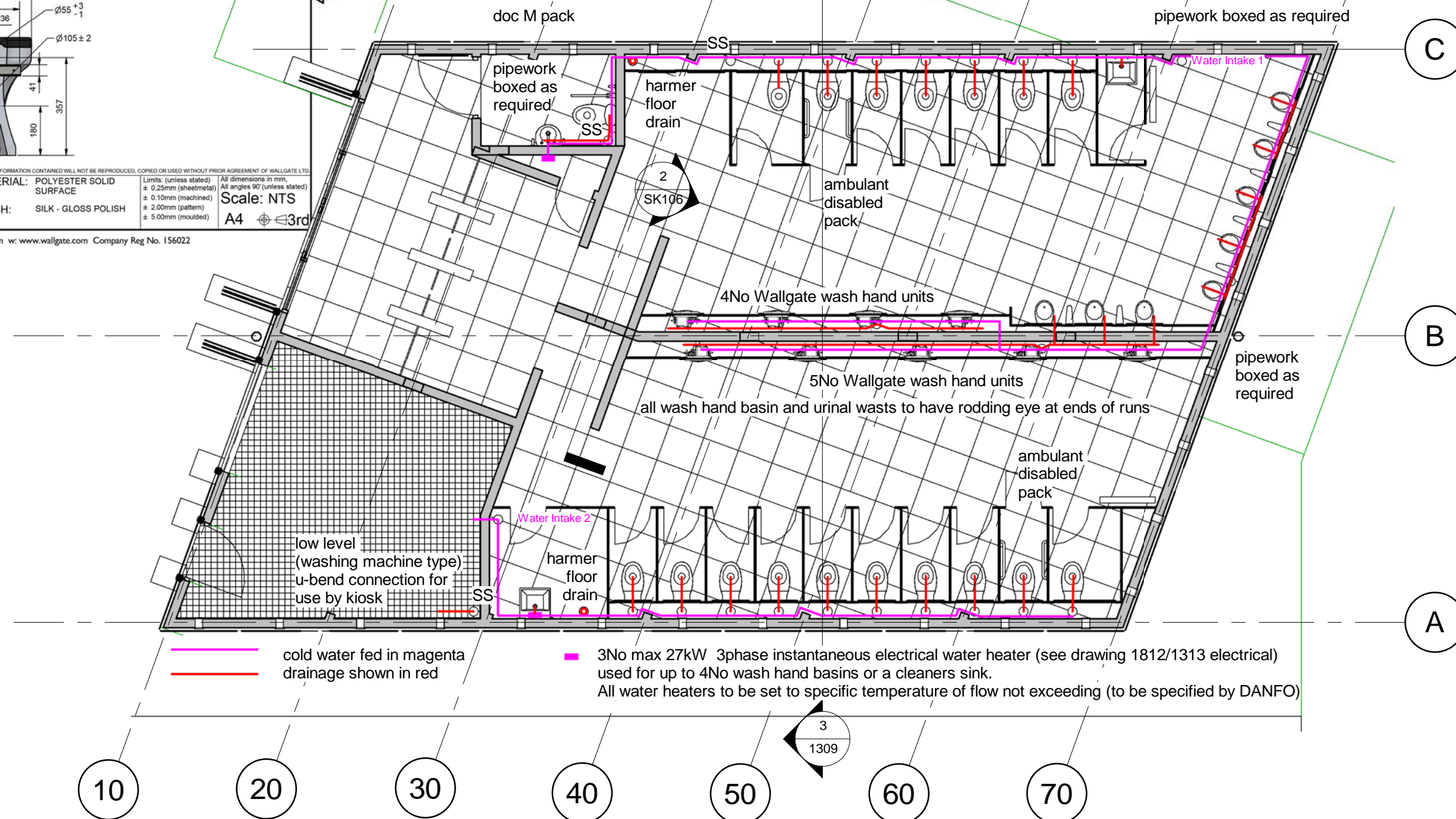
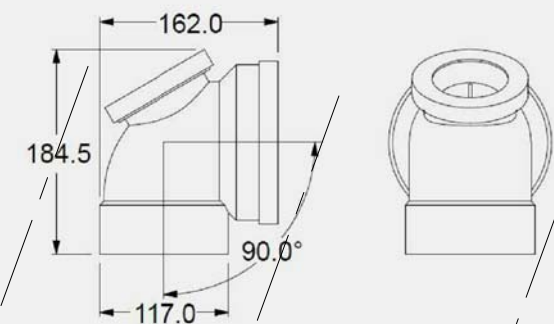
OWLarchitecture.com

Mob: 0771 898 6000

25 Crescent View
Alwoodley
Leeds
LS17 7QF
West Yorkshire




ST41
Pan Connec
90° Bend
Inspection Eye,
110mm



Scale set for printing at A3 thus the Scale is Doubled at A1. For example; A drawing set to print at Scale 1:200 at A3 becomes scale 1:100 when it is printed at A1.

Stiebel Eltron DHE Touch 27kW Instantaneous Water Heater



Stiebel Eltron DHE Touch 27kW Instantaneous Water Heater - 238688

£592.79 inc VAT

Buying Options

Standard Delivery (3 - 7 days)
FREE

Choose Your Delivery Date
£30.00
Order before 12pm for next working day. Time left 00:02:17

Quantity1

Add to Basket

The earliest delivery date may vary based on your postcode.

Fulfilled by **Stiebel Eltron**

Nominated Delivery

Single Delivery Charge

14 Day Returns

Learn More

2

Year Warranty

27

kW Output

Stiebel Eltron DHE Touch 27kW Instantaneous Water Heater

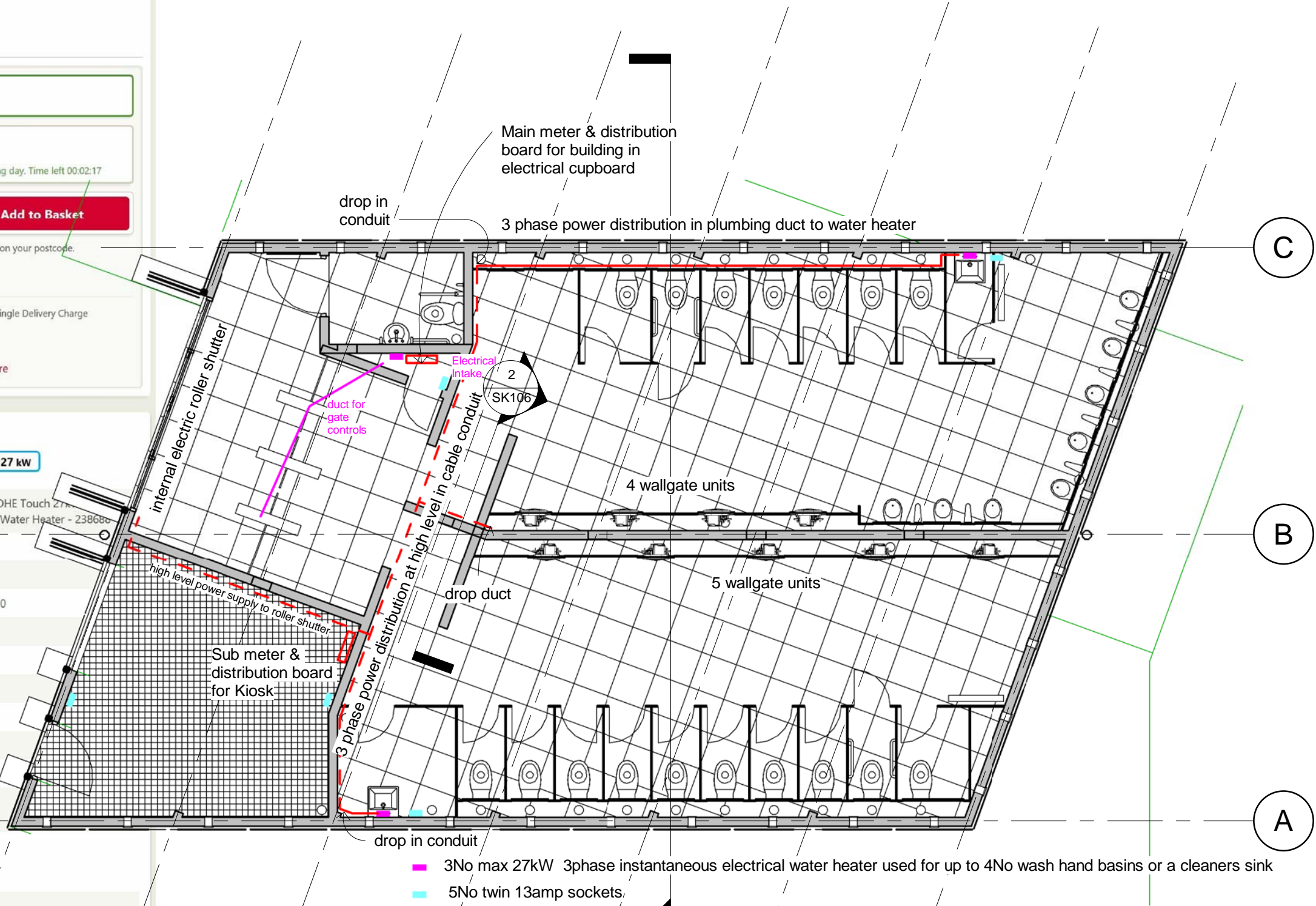
Stiebel Eltron DHE Touch 27kW Instantaneous Water Heater with full electronic control and a large, colour touchscreen display the DHE Touch immediately sets the benchmark.

- Features
- 4i technology for first class DHW convenience: The right temperature, every time
 - Large Touch-Display with intuitive operation
 - Customisable temperature memory
 - Consumption data and costs displayed as graphs
 - High energy efficiency – 30 % savings possible
 - ECO mode for highly frugal operation
 - Mini wireless remote control as standard

<https://www.plumbnation.co.uk/site/stiebel-eltron-dhe-touch-27kw-instantaneous-water-heater/>

Product Specification

Name	Stiebel Eltron DHE Touch 27kW Instantaneous Water Heater - 238688
Product Code	168202
MPN	238688
EAN	4017212386880
Type	Instantaneous
Colour	White
Warranty (Years)	2
Width (mm)	225
Height (mm)	466
Depth (mm)	105
Output (Kilowatts)	27
ErP Water Heating Efficiency	A
Noise Level (Decibels)	15
Mounting	Wall



THIS DRAWING AND CAD DATA THEREIN IS PROTECTED BY COPYRIGHT AND MUST NOT BE COPIED OR REPRODUCED WITHOUT THE WRITTEN CONSENT OF OWLarchitecture.com

NO DIMENSIONS ARE TO BE SCALED FROM THIS DRAWING. USE FIGURED DIMENSIONS ONLY. ALL DIMENSIONS AND SIZES ARE TO BE CHECKED ON SITE AND ANY DISCREPANCIES REPORTED TO THE ARCHITECT PRIOR TO INITIATION OF ANY WORKS.

1

13 Grd Floor Electrical

1 : 75

No

Job Name

Drawing Title

Public Conveniences

Flagstaff Park

Blackpool

Electrical Heating & Small Power

Status

Gates Signed Off

Sheet By

GJW

Job Number

1812

Scale at A3 - double scale at A1

1 : 75

Drawing Number

1313

Issued Date

05/03/2020



Mob 0771 898 6000

25 Crescent View
Alwoodley
Leeds
LS17 7QF
West Yorkshire

OWLarchitecture.com

White LED RopeLight - 3 Wire
ESTABLISHED 1984

LED RopeLight White

A range of mains operated, weather resistant LED ropelight for indoor and outdoor applications

On 50 metre reels or cut to length at **2 metre intervals.**

A weather resistant LED rope light system for indoor and outdoor use which consists of a flexible 13mm thick plastic rope containing bulbs at 36 LED's per metre

The rope can be cut to any required length at the cutting points which are marked on the side of the rope light and joined with different colours as required.

The rope light is then attached to a power connector lead at one end
and an end cap or coupler is fitted at the other end.

The connectors are fixed to the rope with strong special waterproof glue.

NOTE: This rope light is not supplied with a power connection
NOTE: The rope light can ONLY be cut as indicated on the side of the tube (2 metre intervals)
NOTE: Any joints or cut ends should be made waterproof

- Weather resistant (IP44 rating) LED rope light
- Flexible 13mmØ plastic tube
- Long life (100,000 hours) bright LEDs
- Supplied on a plastic reel or cut to length
- NOTE:** The rope light can ONLY be cut as indicated on the side of the tube - **2 metre intervals.**
- Minimum bending radius 60mm
- Mains Connector SK 153562

- Power supply 230VAC, 50Hz
- IP rating IP44
- LED lifespan 100,000 hours
- No. Of LEDs 36/mtr
- Power consumption 3.96 - 4.56W/1m
- Dimensions 50m x 13mmØ
- Luminous Flux (Lumens per metre) 144-180lm/m

WATCH VIDEO

		Technical: <input checked="" type="checkbox"/> IP Rating Chart	
Product Code	Description	Metres	
SK 153457	White LED RopeLight - 3 Wire	<div style="display: flex; justify-content: space-around;"> <div>Price (ex VAT)</div> <div>per 2M per 50M</div> <div>£8.80 £175.00</div> </div>	<div style="display: flex; align-items: center;"> <input style="width: 40px; text-align: center;" type="text" value="2"/> <div style="background-color: #0070C0; color: white; width: 40px; height: 30px; display: flex; align-items: center; justify-content: center; margin-left: 5px;">Add</div> </div>



18w LED Twin Spot c/w PIR - IP65

LED Security twin spot with PIR
230V - 18W 3500K White LED twin spot floodlight.

2 x 9W individual adjustable heads.
Die-cast aluminium body, Integral AC COB LED.

Ideal for outdoor and indoor applications.
Illuminates for a period of 90 sec after movement is detected.
Illumination is constant whilst movement is detected.

Knightsbridge

Product Code	Description	Price (ex VAT)		Quantity	
GL FLTPB	18w Black LED Twin Spot c/w PIR - IP65	EACH £58.87	3+ £55.17	<input type="text" value="1"/>	<input type="button" value="Add"/>
GL FLTPW	18w White LED Twin Spot c/w PIR - IP65	EACH £58.87	3+ £55.17	<input type="text" value="1"/>	<input type="button" value="Add"/>

GRP wrapped over fascia plate*

GRP lead roll drip detail

LED rope nom 13mm dia

pre formed closer & drip detail

Window head

Polycarbonate glazing system such as Marlon Clickfix 1040 - no thermal break required

Supalux ceiling soffits eggshell painted white

vapour control layer

Glulam beam nom 150mm wide - notched to receive supalux soffit

called with SIPs late *

94

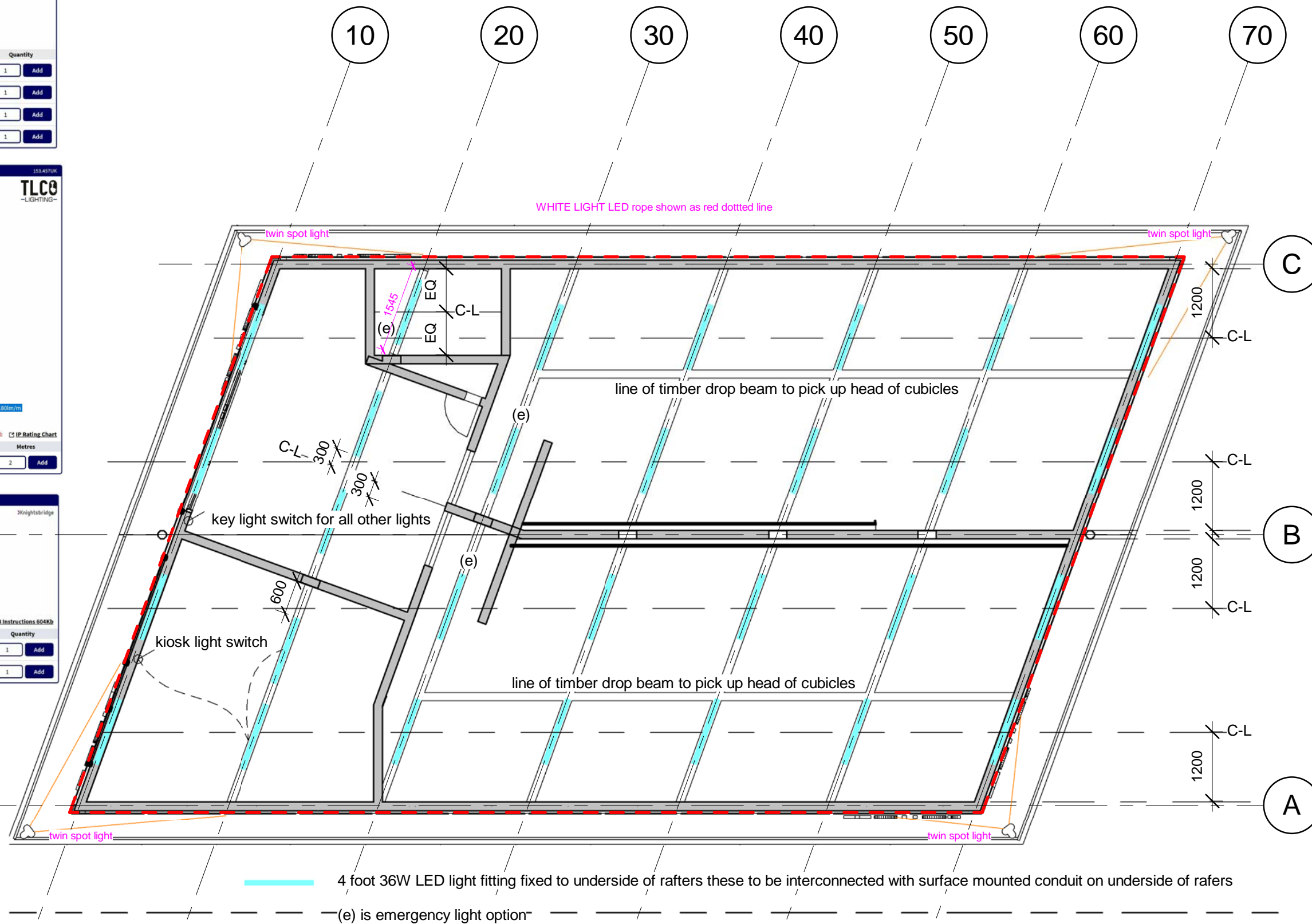
142

100

150

THIS DRAWING AND CAD DATA THEREIN IS PROTECTED BY
COPYRIGHT
AND MUST NOT BE COPIED OR REPRODUCED
WITHOUT THE WRITTEN CONSENT OF
OWLArchitecture.com

NO DIMENSIONS ARE TO BE SCALED FROM THIS DRAWING.
USE FIGURED DIMENSIONS ONLY.
ALL DIMENSIONS AND SIZES ARE TO BE CHECKED ON SITE
AND ANY DISCREPANCIES REPORTED TO THE ARCHITECT
PRIOR TO INITIATION OF ANY WORKS.



1

14 Lighting Ceiling Layout

1 : 75

No

Job Name

Public Conveniences
Flagstaff Park
Blackpool

Drawing Title

Lighting Layout

Status
Gates Signed Off

Sheet By **GJW** Scale at A3 - **1 : 75**

Job Number	Drawing Number	Issued Date
1812	1314	05/03/2020



OWLarchitecture.com

Mob 0771 898 6000

25 Crescent View
Alwoodley
Leeds
LS17 7QF
West Yorkshire

Section 3-1

1 : 75

2

THIS DRAWING AND CAD DATA THEREIN IS PROTECTED BY
COPYRIGHT
AND MUST NOT BE COPIED OR REPRODUCED
WITHOUT THE WRITTEN CONSENT OF
OWLarchitecture.com

NO DIMENSIONS ARE TO BE SCALED FROM THIS DRAWING.
USE FIGURED DIMENSIONS ONLY.
ALL DIMENSIONS AND SIZES ARE TO BE CHECKED ON SITE
AND ANY DISCREPANCIES REPORTED TO THE ARCHITECT
PRIOR TO INITIATION OF ANY WORKS.

cubicle centre colours

Light Grey for

Electric cupboard screen & door
(overall 2150w 3100h)
Cubicle doors
Cubicle dock and access
Hand wash duct
Urinal Duct
Urinal Back Panel

Electric Blue for

Cubicle dividers and front
Cleaners store doors
Hand wash front panel 600mm
Urinal front panel 600mm
Duct lid on 45deg. slope

NB. All ducts to include for plinth.
Urinal duct terminated at 1850 to
front edge above floor.
Pan duct terminated at 2100 to
front edge above floor.

Please supply offcuts and waste
that can be used for other boxing

12 CladdingTop
2680

10 Grd Floor
8 Top of Fdn Pad
-250

1

10 Grd Floor Cubicles

1 : 75

10

20

30

40

50

60

70

No

Job Name
Public Conveniences
Flagstaff Park
Blackpool
Drawing Title
Cubicle Dims

Status
Gates Signed Off

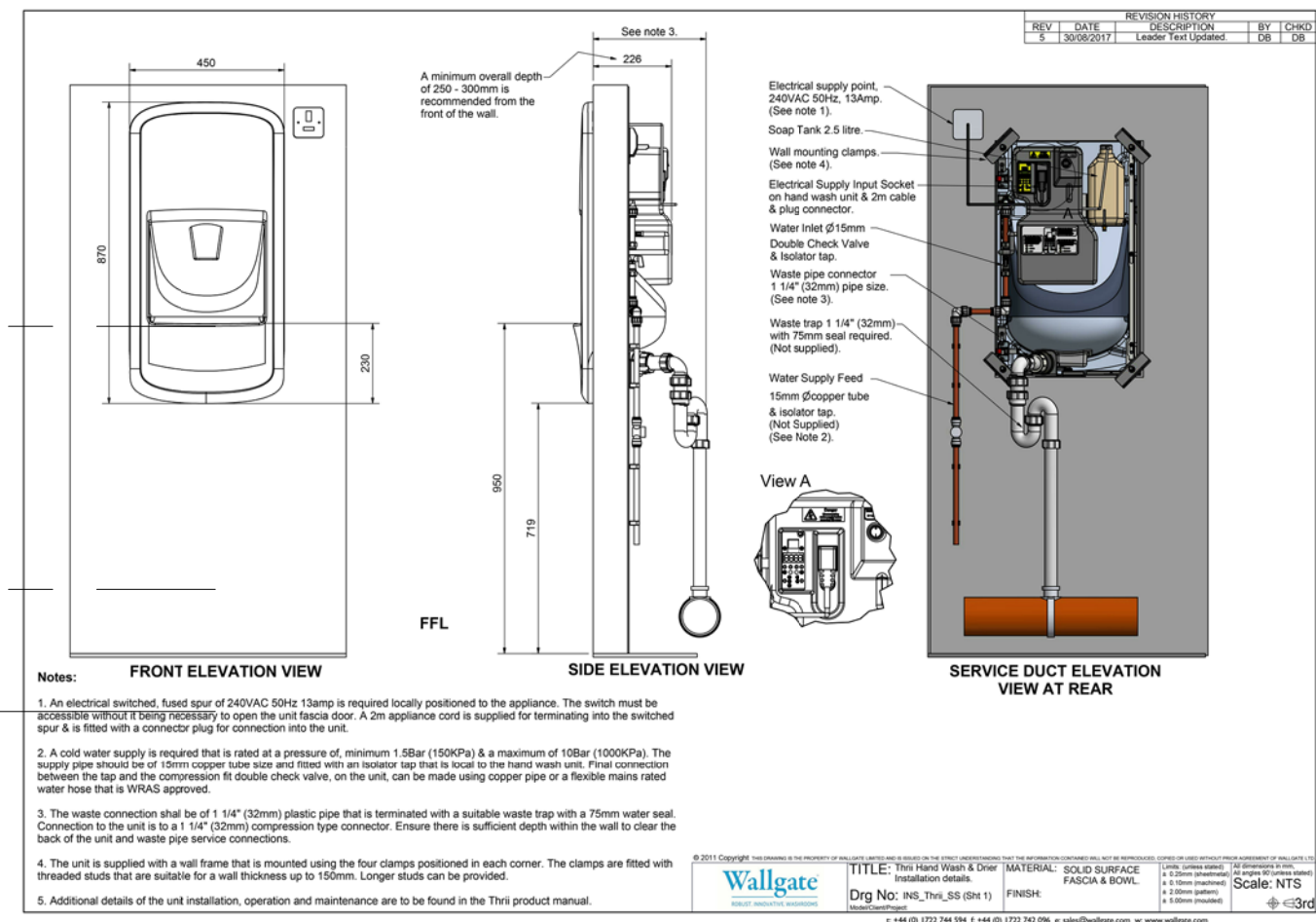
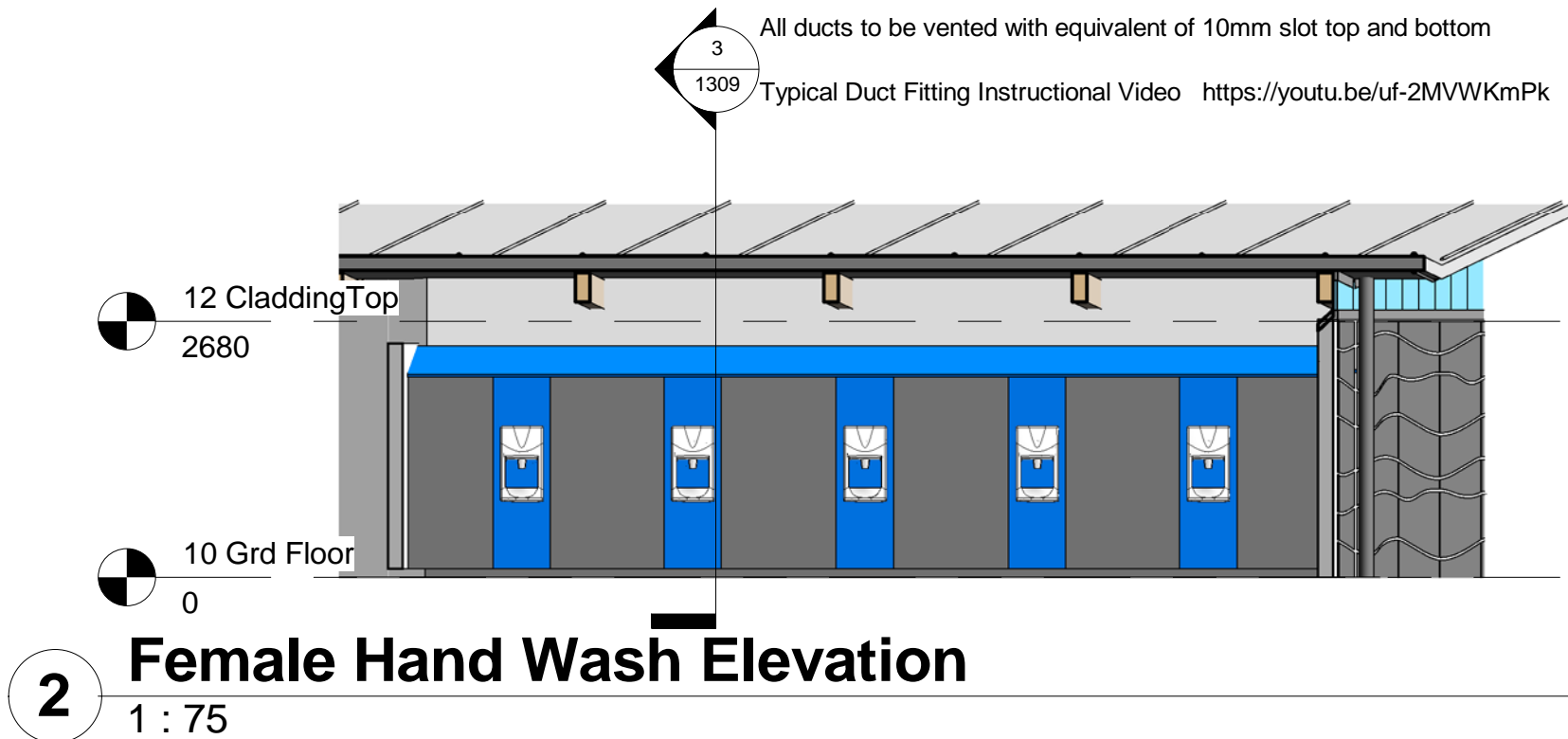
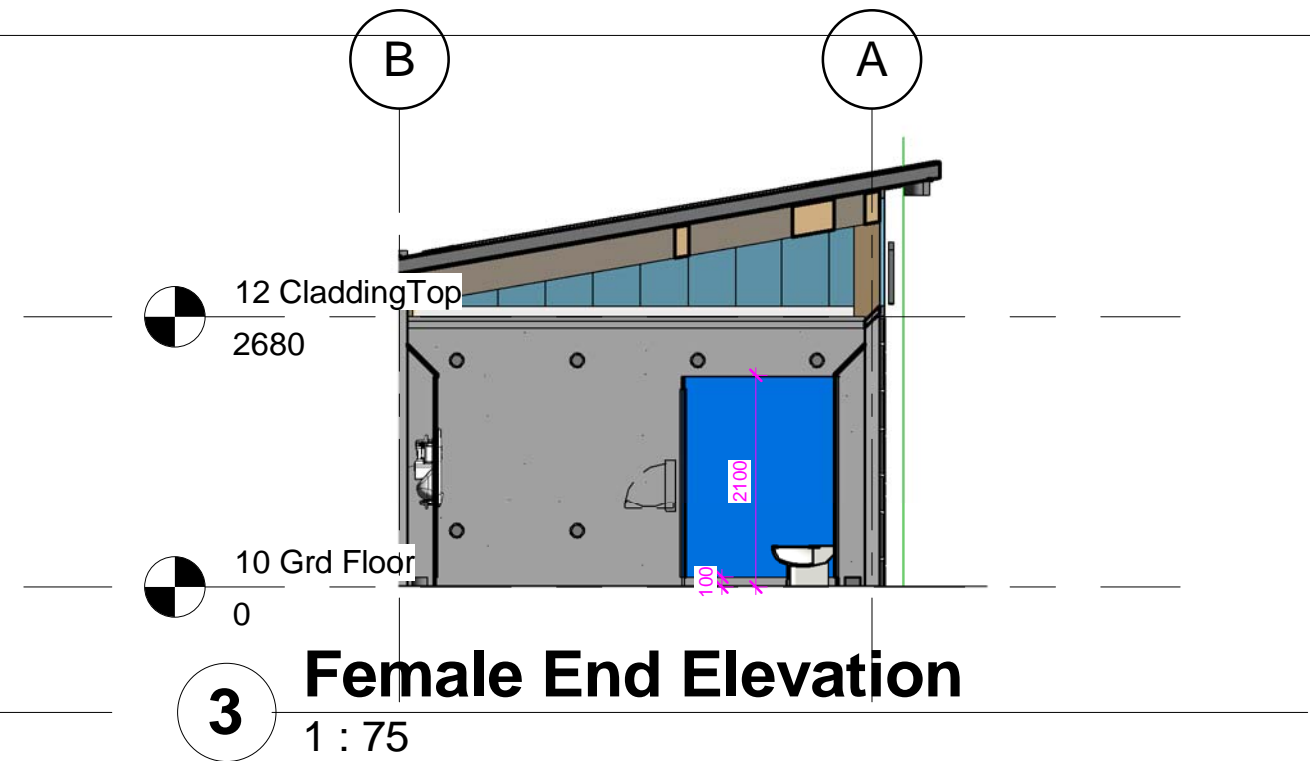
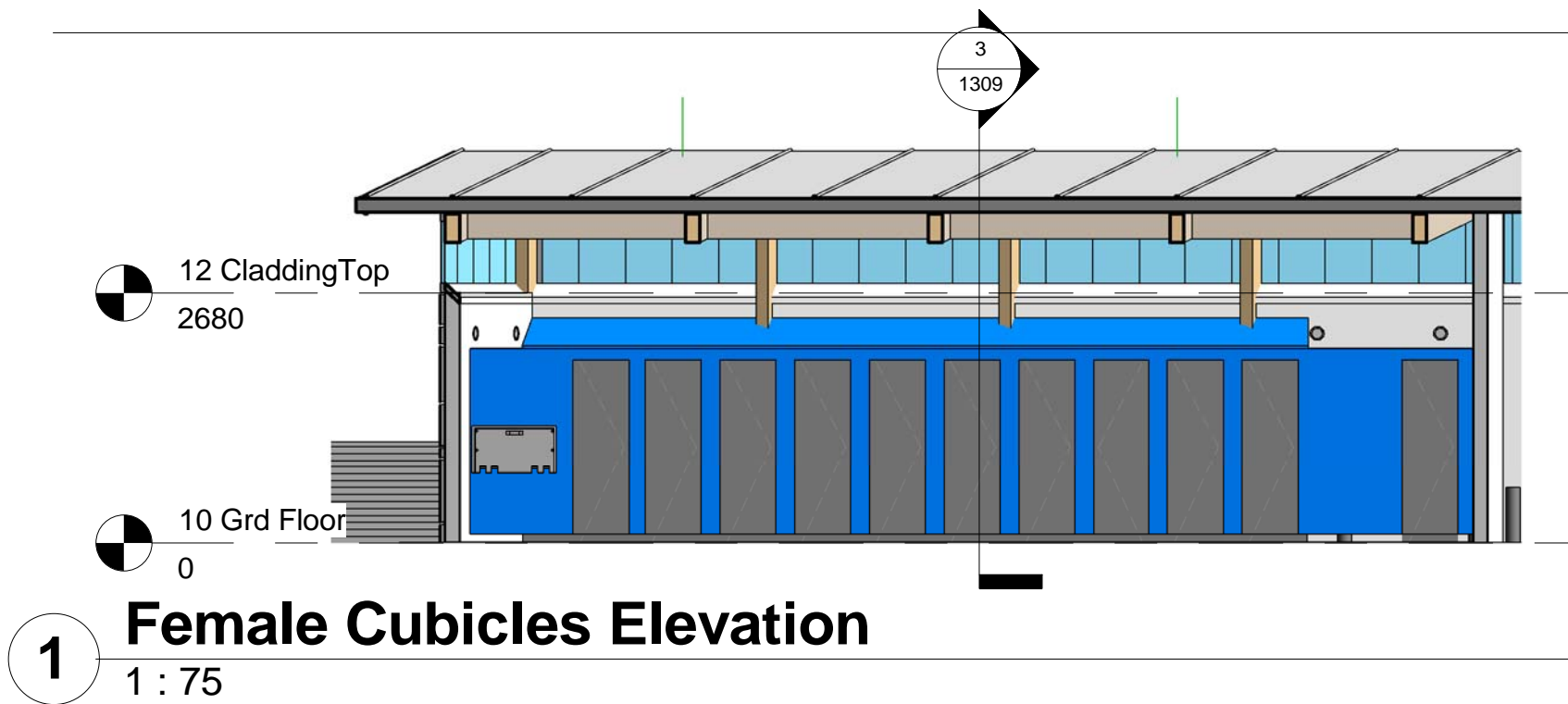
Sheet By
GJW
Scale at A3 - double scale at A1
1 : 75

Job Number
1812
Drawing Number
1315
Issued Date
05/03/2020



Mob 0771 898 6000
25 Crescent View
Alwoodley
Leeds
LS17 7QF
West Yorkshire

OWLarchitecture.com




THIS DRAWING AND CAD DATA THEREIN IS PROTECTED BY
COPYRIGHT
AND MUST NOT BE COPIED OR REPRODUCED
WITHOUT THE WRITTEN CONSENT OF
OwlArchitecture.com
©
NO DIMENSIONS ARE TO BE SCALED FROM THIS DRAWING.
USE FIGURED DIMENSIONS ONLY.
ALL DIMENSIONS AND SIZES ARE TO BE CHECKED ON SITE
AND ANY DISCREPANCIES REPORTED TO THE ARCHITECT
PRIOR TO INITIATION OF ANY WORKS.

No
Job Name
Public Conveniences
Flagstaff Park
Blackpool
Drawing Title
Female Elevations


Status
Gates Signed Off
Sheet By
GJW
Job Number
1812
Drawing Number
1316
Issued Date
05/03/2020
Scale at A3 - double scale at A1
1 : 75

Mob 0771 898 6000
25 Crescent View
Alwoodley
Leeds
LS17 7QF
West Yorkshire
Owlarchitecture.com



1

3D Interior View 1 - Female



2

3D Interior View 2 - Female

THIS DRAWING AND CAD DATA THEREIN IS PROTECTED BY
COPYRIGHT
AND MUST NOT BE COPIED OR REPRODUCED
WITHOUT THE WRITTEN CONSENT OF
OwlArchitecture.com
©
NO DIMENSIONS ARE TO BE SCALED FROM THIS DRAWING.
USE FIGURED DIMENSIONS ONLY.
ALL DIMENSIONS AND SIZES ARE TO BE CHECKED ON SITE
AND ANY DISCREPANCIES REPORTED TO THE ARCHITECT
PRIOR TO INITIATION OF ANY WORKS.

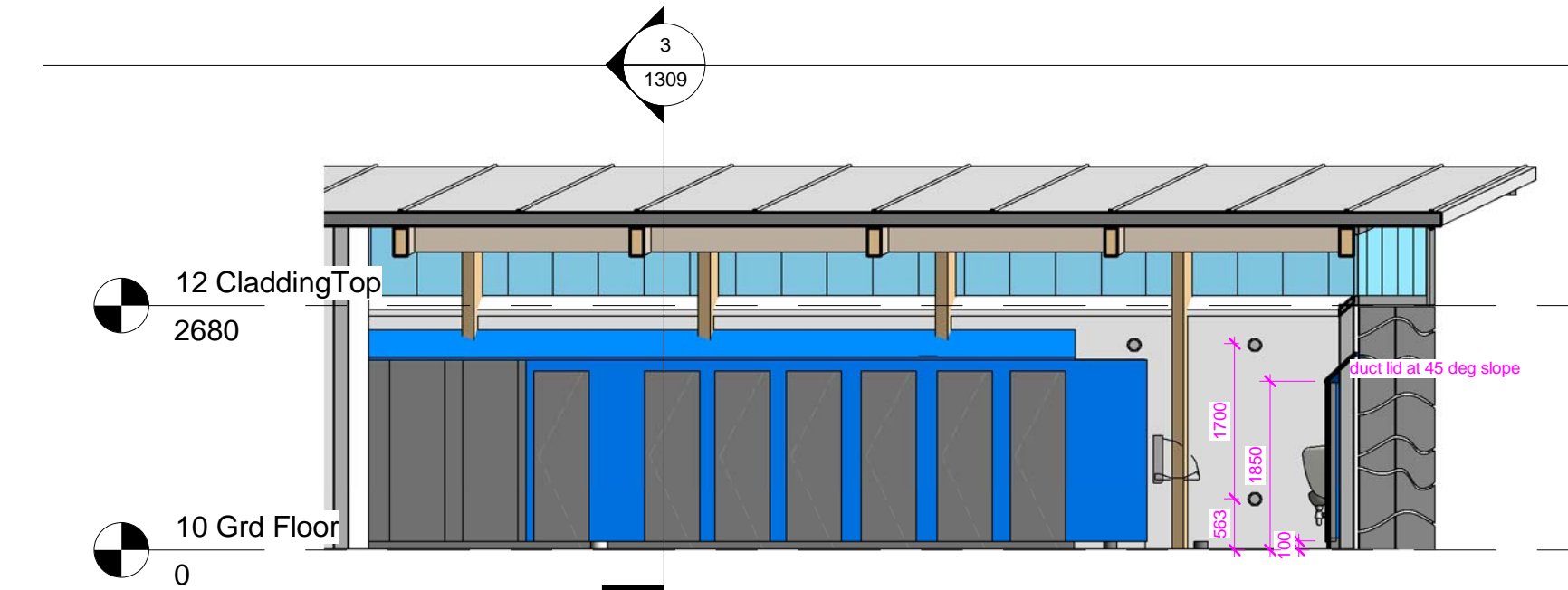
No
Job Name
Public Conveniences
Flagstaff Park
Blackpool
Drawing Title
3D View - Interior Female
WC

Status
Gates Signed Off
Sheet By
Scale at A3 - double scale at A1
Author
Job Number
1812
Drawing Number
1317
Issued Date
05/03/2020



OwlArchitecture.com

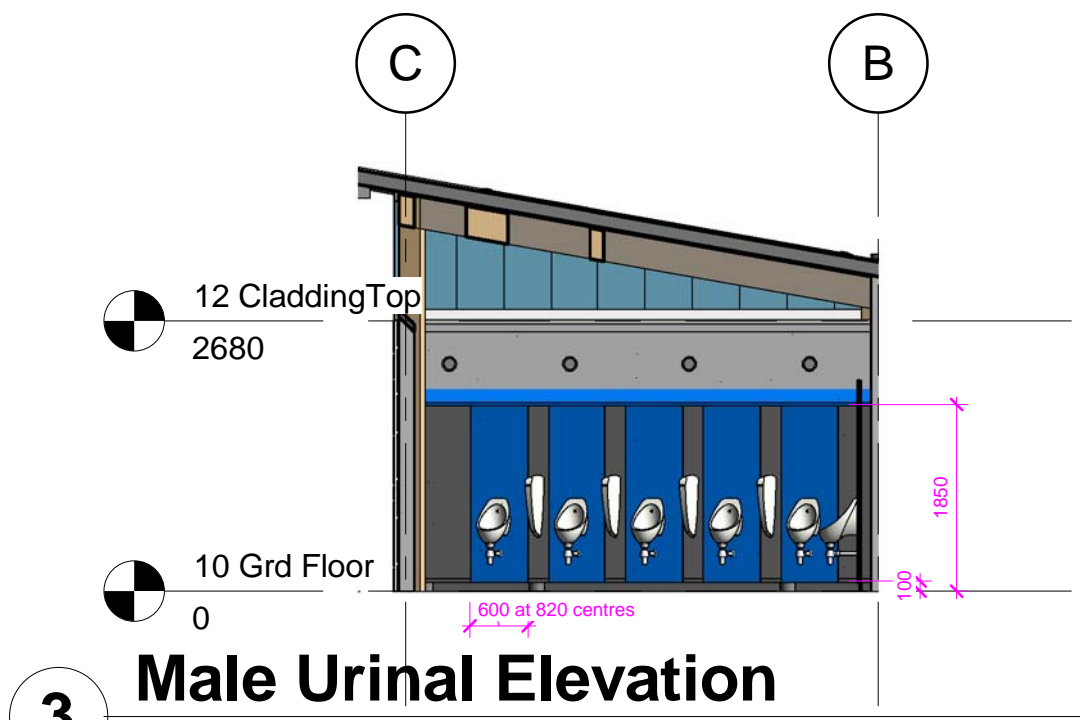
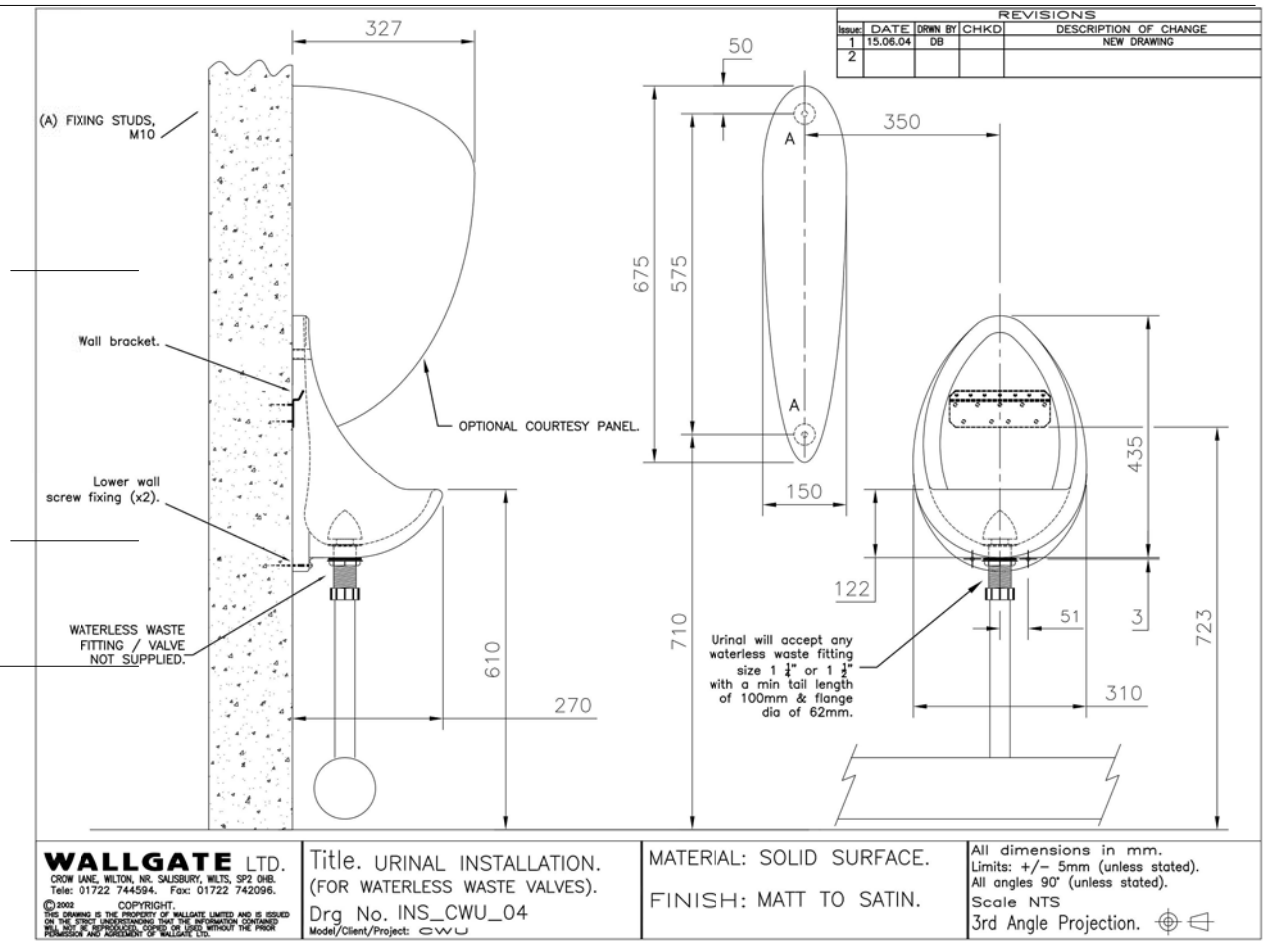
Mob 0771 898 6000
25 Crescent View
Alwoodley
Leeds
LS17 7QF
West Yorkshire



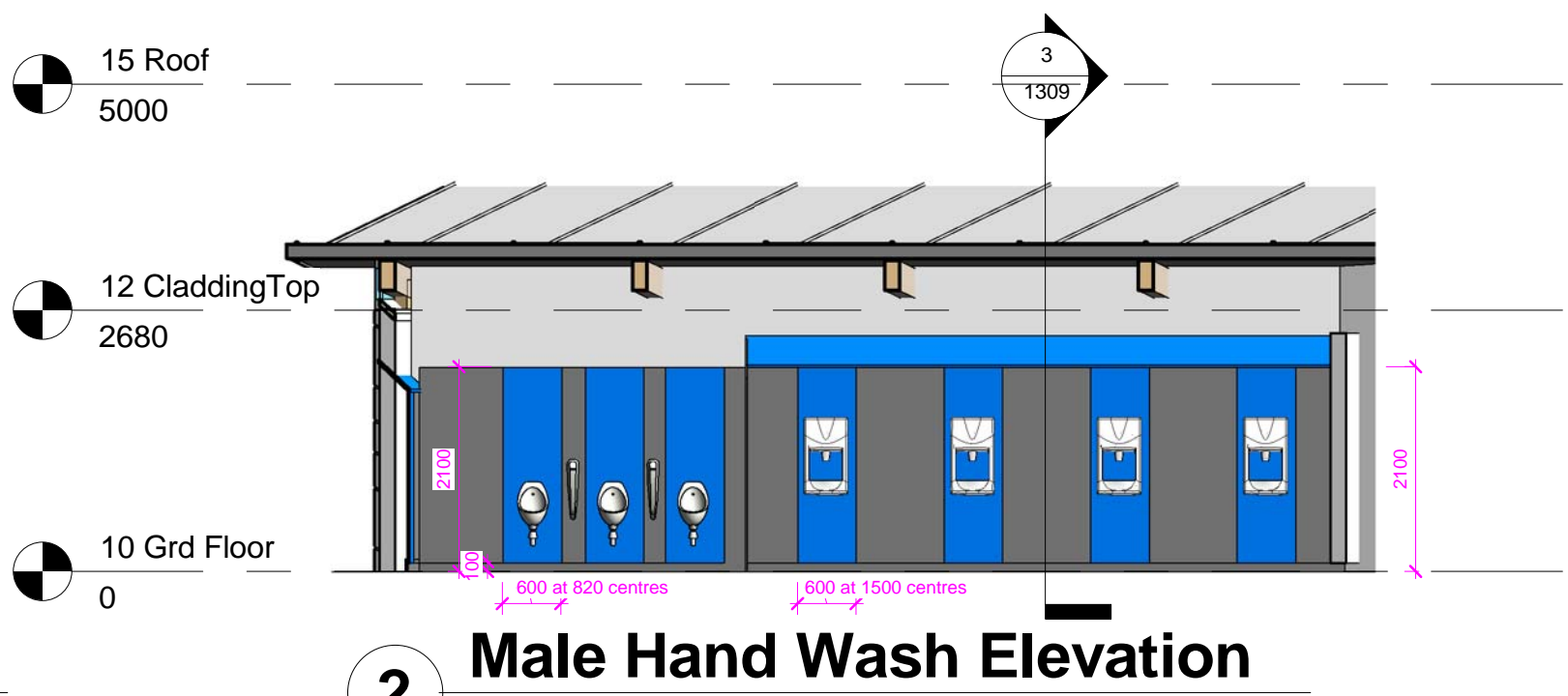
1 Male Cubicle Elevation
1 : 75

All ducts to be vented with equivalent of 10mm slot top and bottom

Typical Duct Fitting Instructional Video <https://youtu.be/uf-2MVWkPpK>



3 Male Urinal Elevation
1 : 75



2 Male Hand Wash Elevation
1 : 75

THIS DRAWING AND CAD DATA THEREIN IS PROTECTED BY COPYRIGHT AND MUST NOT BE COPIED OR REPRODUCED WITHOUT THE WRITTEN CONSENT OF OWLarchitecture.com

NO DIMENSIONS ARE TO BE SCALED FROM THIS DRAWING. USE FIGURED DIMENSIONS ONLY.

ALL DIMENSIONS AND SIZES ARE TO BE CHECKED ON SITE AND ANY DISCREPANCIES REPORTED TO THE ARCHITECT PRIOR TO INITIATION OF ANY WORKS.

No

Job Name
Public Conveniences
Flagstaff Park
Blackpool

Drawing Title
Male Elevations

Status
Gates Signed Off

Sheet By
Author

Scale at A3 - double scale at A1
1 : 75

Job Number
1812


Drawing Number
1318

Issued Date
05/03/2020

Mob 0771 898 6000

25 Crescent View
Alwoodley
Leeds
LS17 7QF
West Yorkshire

OWLarchitecture.com



1 3D Interior View 1 - Male



2 3D Interior View 2 - Male

THIS DRAWING AND CAD DATA THEREIN IS PROTECTED BY
COPYRIGHT
AND MUST NOT BE COPIED OR REPRODUCED
WITHOUT THE WRITTEN CONSENT OF
OwlArchitecture.com
©
NO DIMENSIONS ARE TO BE SCALED FROM THIS DRAWING.
USE FIGURED DIMENSIONS ONLY.
ALL DIMENSIONS AND SIZES ARE TO BE CHECKED ON SITE
AND ANY DISCREPANCIES REPORTED TO THE ARCHITECT
PRIOR TO INITIATION OF ANY WORKS.

No
Job Name
**Public Conveniences
Flagstaff Park
Blackpool**
Drawing Title
3D View Interior Male WC

Status
Gates Signed Off
Sheet By
Author
Scale at A3 - double scale at A1
Job Number
1812
Drawing Number
1319
Issued Date
05/03/2020

Mob 0771 898 6000
25 Crescent View
Alwoodley
Leeds
LS17 7QF
West Yorkshire
OWLarchitecture.com

Online Support: 0800 014 2994 | E-mail

Inc VAT

Exc VAT

ESHOP

CTD Architectural

CTD Housebuilders

CTD

ceramic tile distributors

Store locator

Town Name or Postcode

132 Stores Nationwide

Search

Product name, code or brand

0 Items : £0.00

Basket

GEMINI Tiles

Bathroom Tiles

Kitchen Tiles

Wall Tiles

Floor Tiles

Mosaic Tiles

Tile Fixing Products


Design Tools

About CTD

Offers

GEMINI Tiles >> Kitchen Tiles >> Kursaal >> Kursaal Slate Soft Grip Tile - 600x600mm

Tile Finder



Images are intended as a guide only

Kursaal Slate Soft Grip Tile - 600x600mm

Code: B0037964

Available next working day if ordered before 1pm

Information

£17.98

Each

£49.99

Per m²

Tile Size: 600x600mm

Tile Thickness: 10mm

Colour: Slate

Application: Wall & Floor, Wetroom Floor

No. Tiles Per M²: 2.78

No. Tiles Per Box: 3

Material: Porcelain

Manufacturer: Argenta

PEI Rating: 5

R Slip Rating: R11

Returns: Full box only

Gemini Tiles Kursaal slate with a soft grip and honed finish.

Usage: Bathroom Wall & Floor, Conservatory, Ensuite Wall & Floor, Hallway, Kitchen Wall & Floor, Living Areas Wall & Floor, Wetroom Floor

£53.95 per box

1

No. of tiles 3

Box Covers (m²) 1.08


Total: £53.95

Add to Basket

Free Sample

Tile Calculator

Co-ordinating products, tiling tools & accessories



Images are intended as a guide only

Kursaal Slate Soft Grip Tile - 600x300mm

Code: B0037972

£8.99 each

£49.99 per m²

£53.95 per box

View & Buy

Free Sample

About CTD

About Us

CTD Trade

The Saint-Gobain Group

Careers

Blog

CTD & The Environment

Customer Service

Gemini Guidelines

Delivery

Returns

Payment Options

Terms & Conditions

Privacy, Cookie & Usage Policy

Interest Free Credit

FAQs

Contact & Stores

Tel: 0800 014 2994

Store Locator

Contact Us

Press Enquiries

Shop by Tile Collections

Bathroom Tiles

Kitchen Tiles

Wall Tiles

Floor Tiles

Mosaic Tiles

Secure Checkout

MasterCard

Visa

MasterCard

Verified by Visa

MasterCard

Copyright 2019 Ceramic Tile Distributors - all rights reserved. Ceramic Tile Distributors (CTD) Registered Office: Saint-Gobain House, Birley Business Park, Coventry, CV3 2TE. Registered in England Number 1647362

The floor tiles to Gents and Ladies are to be Kursaal Slate soft grip R11 600 x 600. Inc lobby area

ground level is 150mm below FFL on 3 sides

150 step down

1200

600

1600

1600

Tile setting out

weldmesh security lid

power float concrete with paint seal finish

ground level is 150mm below FFL on 3 sides

150 step down

2 SK106

3 1309

ground level is 150mm below FFL on 3 sides

weldmesh security lid

weldmesh security lid

A

B

C

1

10 Grd Floor 600 tiles

1 : 75

10

20

30

40

50

60

70

THIS DRAWING AND CAD DATA THEREIN IS PROTECTED BY COPYRIGHT AND MUST NOT BE COPIED OR REPRODUCED WITHOUT THE WRITTEN CONSENT OF OWLarchitecture.com

NO DIMENSIONS ARE TO BE SCALED FROM THIS DRAWING. USE FIGURED DIMENSIONS ONLY. ALL DIMENSIONS AND SIZES ARE TO BE CHECKED ON SITE AND ANY DISCREPANCIES REPORTED TO THE ARCHITECT PRIOR TO INITIATION OF ANY WORKS.

No

Job Name

Public Conveniences

Flagstaff Park

Blackpool

Drawing Title

Floor Finish

Status

Gates Signed Off

Sheet By

GJW

Scale at A3 - double scale at A1

1 : 75

Job Number


1812

Drawing Number

1320

Issued Date

05/03/2020



Mob 0771 898 6000

25 Crescent View

Alwoodley

Leeds

LS17 7QF

West Yorkshire

OWLarchitecture.com

Scale set for printing at A3 thus the Scale is Doubled at A1. For example; A drawing set to print at Scale 1:200 at A3 becomes scale 1:100 when it is printed at A1.

Goal posts lowered 110mm below top of cladding to accomodate signage brackets
Goal posts (shown in yellow) to be behind (coloured grp) cladding finished grey to match external wall.

Ensure that there is
dpm/dpc continuity
around raft foundation
slab before casting
pad foundation against
existing raft foundation
dpm/dpc

C30 = 300 deep pad foundations

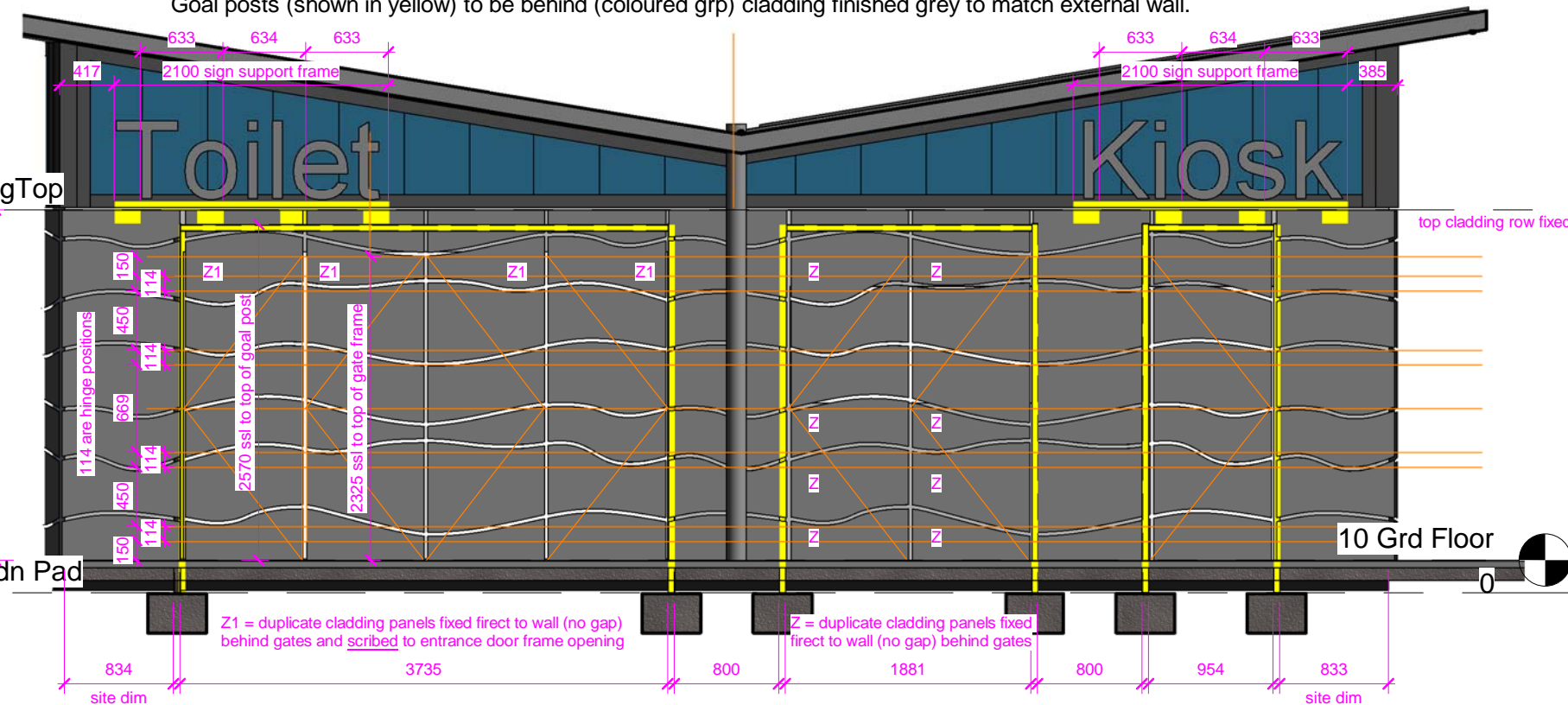
- these to extended to bridge drainage as required

12 CladdingTop
2680

Cooke Brothers
7980 LoadMaster Butt
Hinge s/Steel 316 satin
114x114x4mm
4 Hinges to Master Leaf
and
3No Hinges to Slave
Leaf
EN Grade 14 160kg
with 25 Year Warranty

Lock back with
Master Hasp and Staple
704D galvanised

8 Top of Fdn Pad
-250



1 50 GateElevation GoalPosts

1 : 50

BUILT-UP LETTERING By Parkinson Signs

Toilet

LETTERING BACKPLATES ON ANGLE FIXING

Toilet

down Backplate letter to
be welded to the angle
bracket, then letters will
be fixed to the backplates

Kiosk

Kiosk

rev	description	initial	date
Job Name	Public Conveniences Flagstaff Park Blackpool		
Drawing Title	Gates Goal Posts & Parkinsons Signs		
Status	Gates Signed Off		
Sheet By	GJW	Scale at A3 - double scale at A1	1 : 50
Job Number	1812	Drawing Number	1350
Issued Date	05/03/2020		



Mob: 0771 898 6000
25 Crescent View
Alwoodley
Leeds
LS17 7QF
West Yorkshire

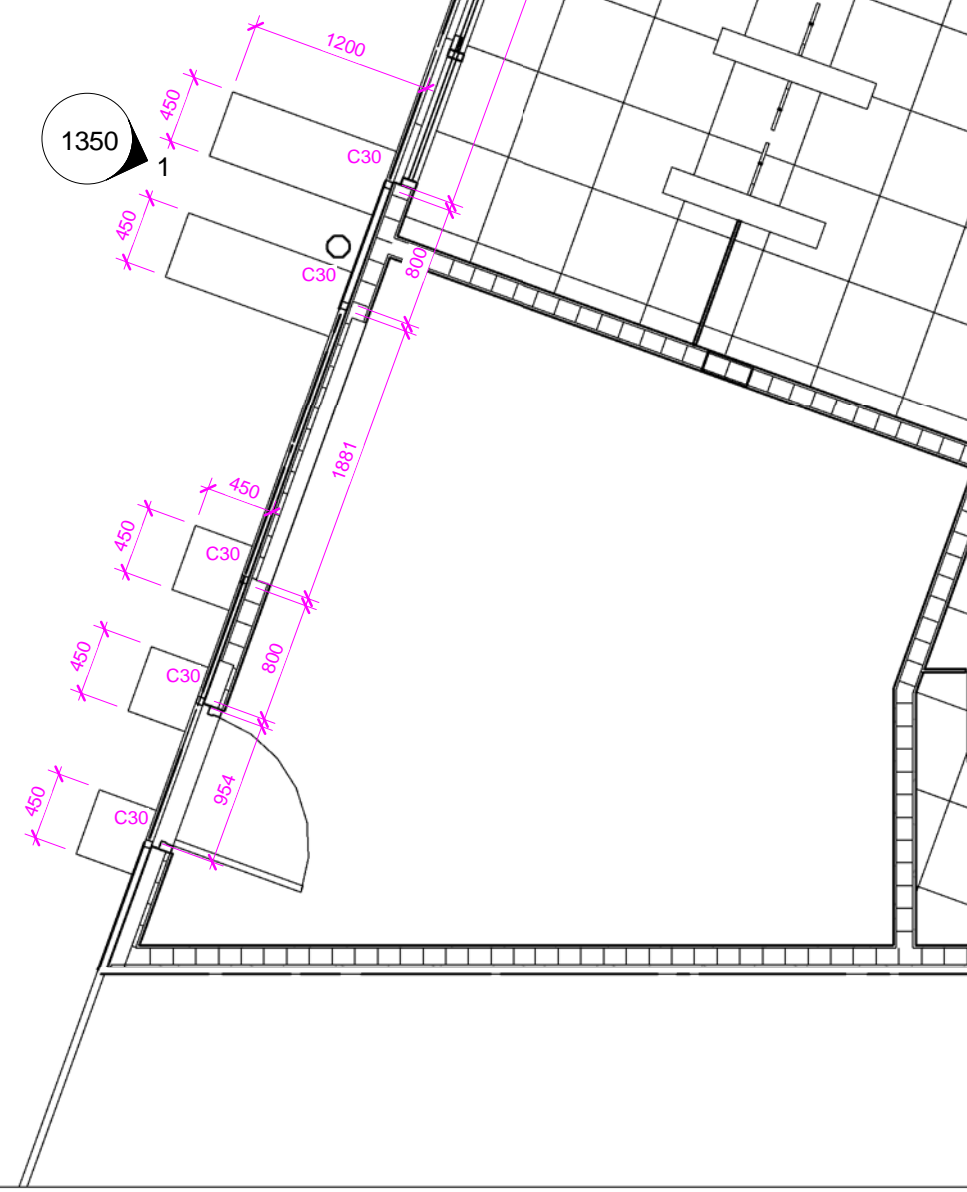
OWLarchitecture.com

OWL . architecture @ icloud . com

2 50 Grd Floor GoalPosts

1 : 50

1350

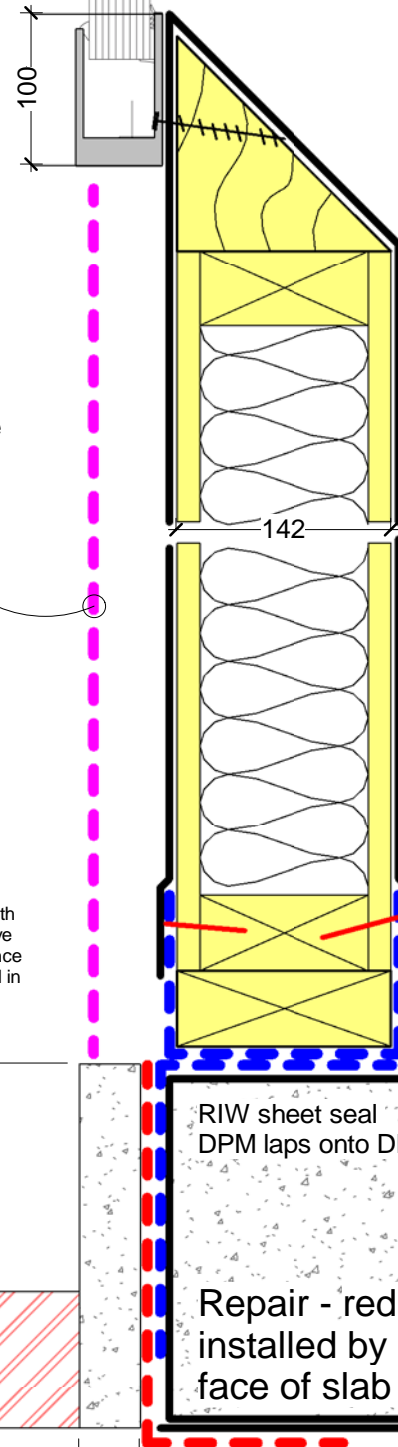


Polycarbonate glazing system such as Marlon Clickfix 1040 - no thermal break required

GRP = glass reinforced plastic

SIPS = Structural Insulated Panels

Window cill



GRP wrapped over header plate*

Cill with 45 degree incline by CLAYS

142mm SIPS panel encapsulated in GRP

internal services face fixed in conduit to GRP/SIPS

* This can be prefabricated or made up from stock L sections & flat sheet

blue dashed line is sheet seal supplied & installed with SIPS

U-section sheet seal wrapped under sole plate *

RIW sheet seal DPM laps onto DPM

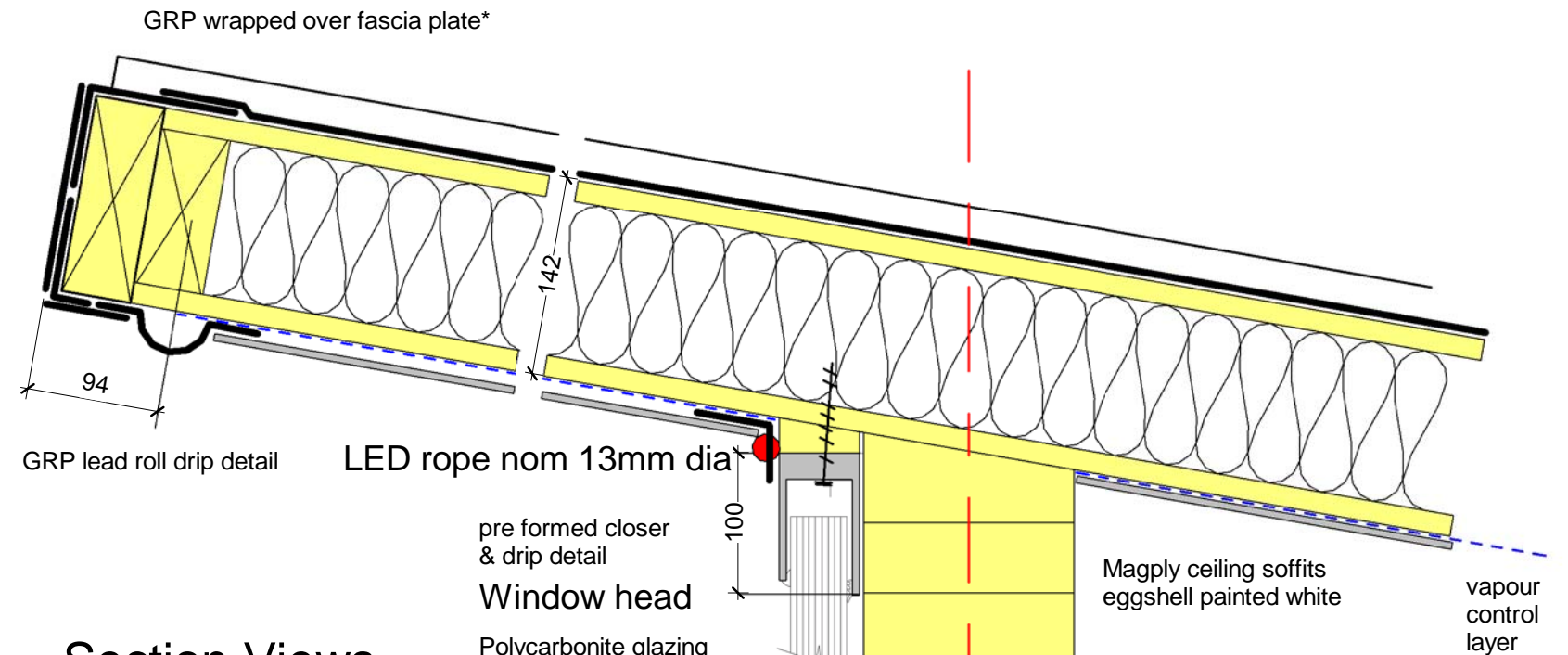
Power floated raft foundation to developers s/e specification

Repair - red dashed line is sheet seal supplied & installed by ground works as DPM not turned up face of slab when cast

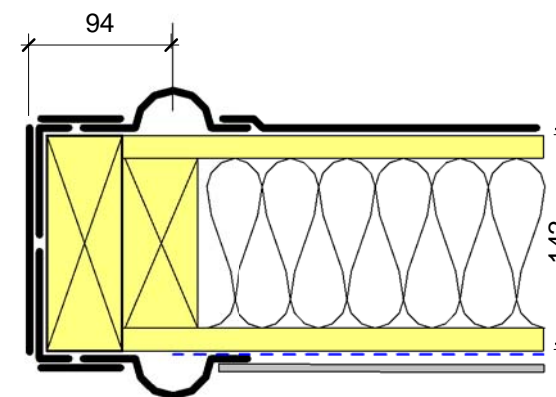
precast conc kerb edging to protect dpm on edge of slab

External wall section

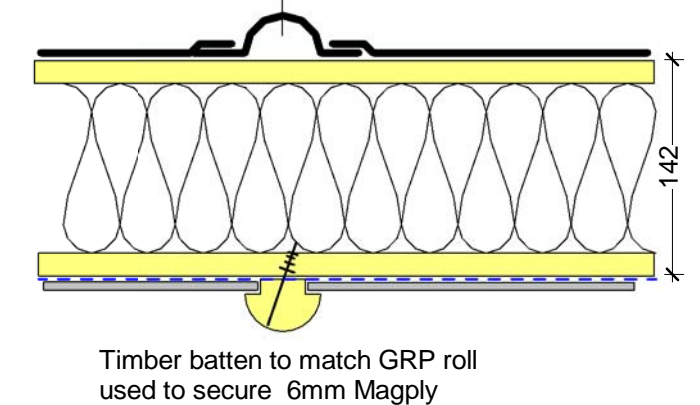
Butterfly-Roof wing edges



Section Views



Roof Verge



mid span of SIPS

THIS DRAWING AND CAD DATA THEREIN IS PROTECTED BY COPYRIGHT AND MUST NOT BE COPIED OR REPRODUCED WITHOUT THE WRITTEN CONSENT OF OWLarchitecture.com

NO DIMENSIONS ARE TO BE SCALED FROM THIS DRAWING. USE FIGURED DIMENSIONS ONLY. ALL DIMENSIONS AND SIZES ARE TO BE CHECKED ON SITE AND ANY DISCREPANCIES REPORTED TO THE ARCHITECT PRIOR TO INITIATION OF ANY WORKS.

No

Job Name
Public Conveniences
Flagstaff Gardens
Blackpool
Drawing Title
Detail Section Views

Status
Gates Signed Off

Sheet By
GJW
Scale at A3 - double scale at A1
1 : 5

Job Number
1812
Drawing Number
SK100
Issued Date
05/03/2020

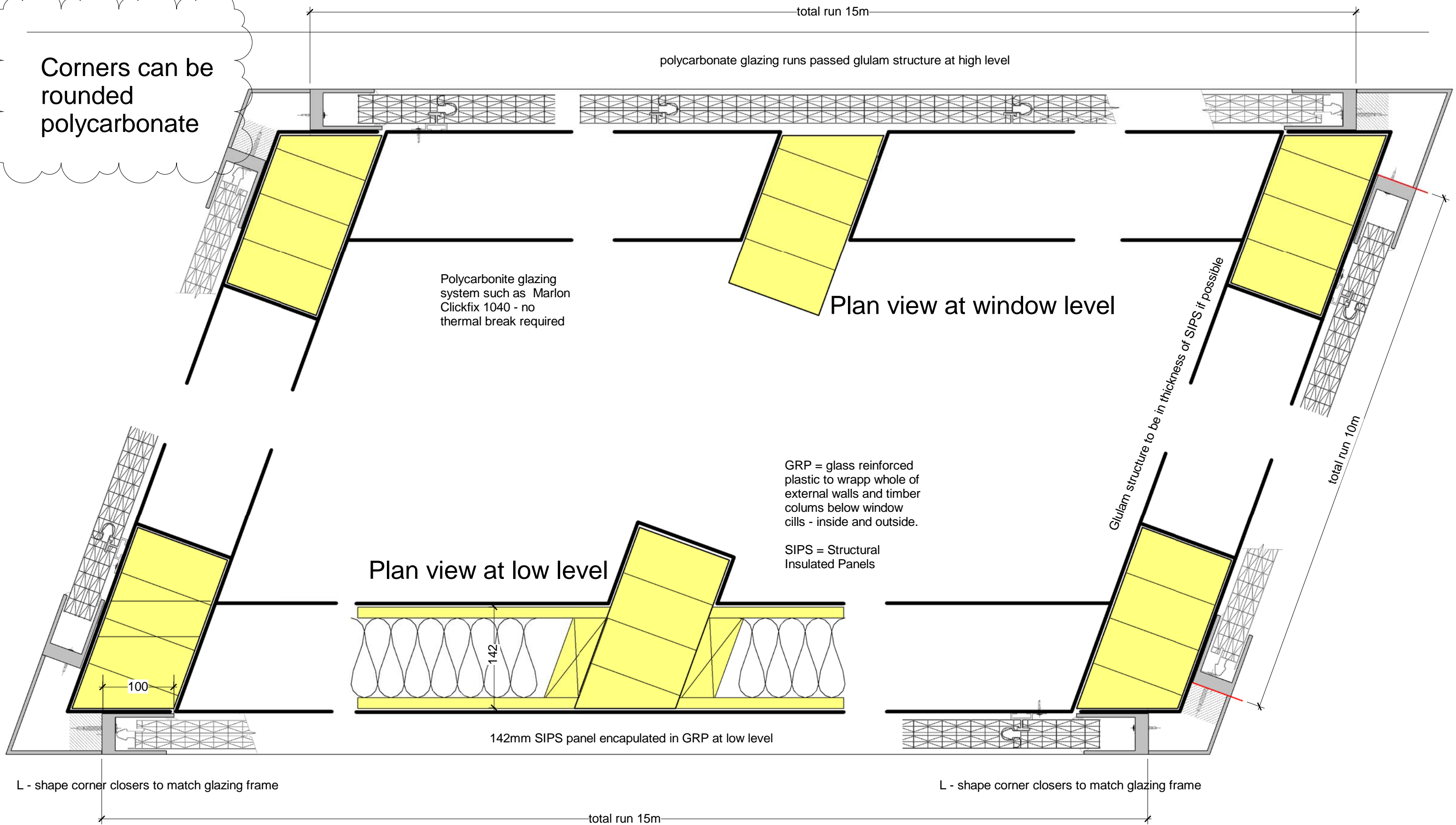


Mob 0771 898 6000

25 Crescent View
Alwoodley
Leeds
LS17 7QF
West Yorkshire

OWL architecture.com

Corners can be rounded polycarbonate



Marlon Clickfix 1040 Colour Blue (as installed LT only 10%)

Colour	LT	SHGC	SC
Clear	52%	0.42	0.48
Clear (g)	52%	0.42	0.48
Pearlescent	44%	0.28	0.32
Green (g)	43%	0.34	0.39
Blue (g)	15%	0.40	0.46
Red (g)	16%	0.43	0.49



Revision 1 No

Job Name
Public Conveniences
Flagstaff Gardens
Blackpool
Drawing Title
Detail Plan Views

Status
Gates Signed Off

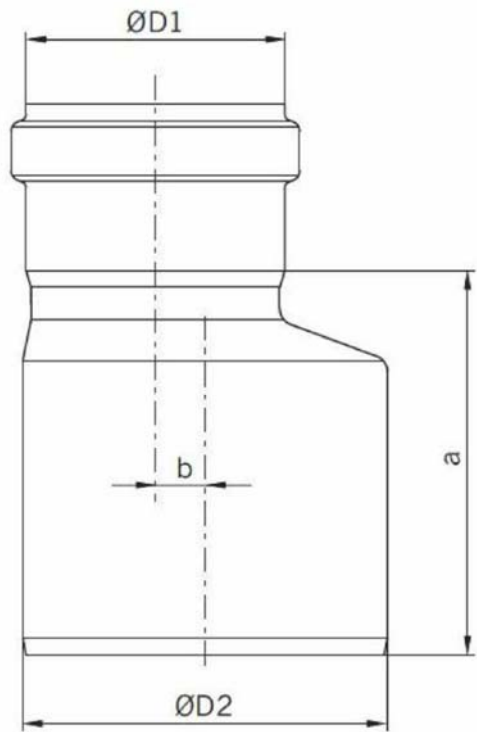
Sheet By
GJW
Job Number
1812
Drawing Number
SK101
Issued Date
05/03/2020
Scale at A3 - double scale at A1
1 : 5



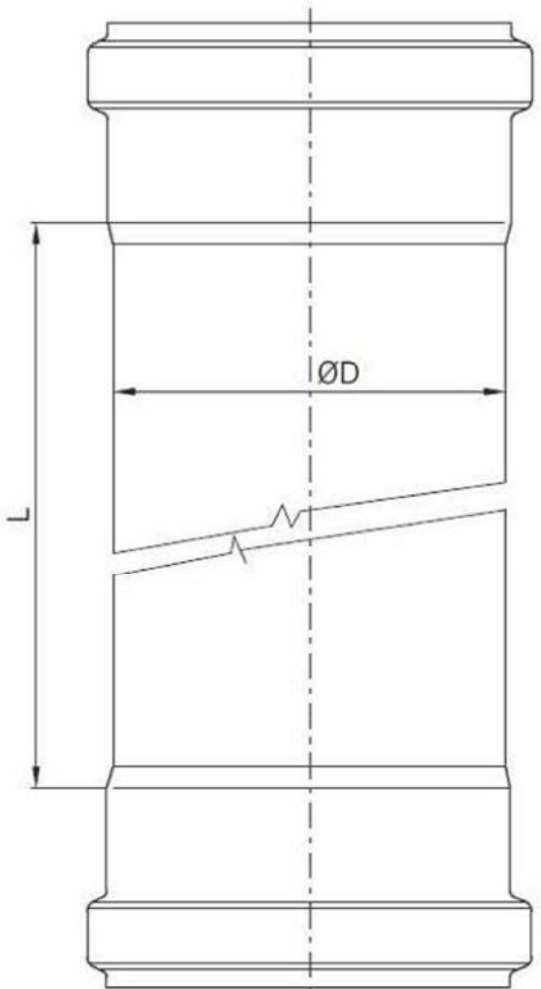
Mob 0771 898 6000
25 Crescent View
Alwoodley
Leeds
LS17 7QF
West Yorkshire

OWL architecture.com

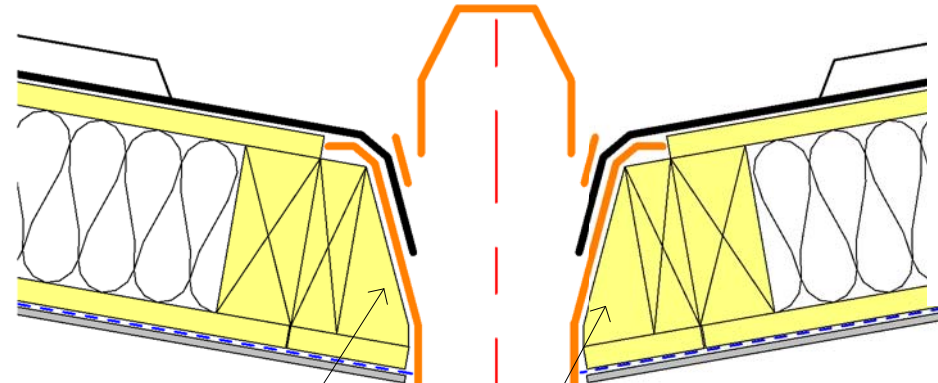
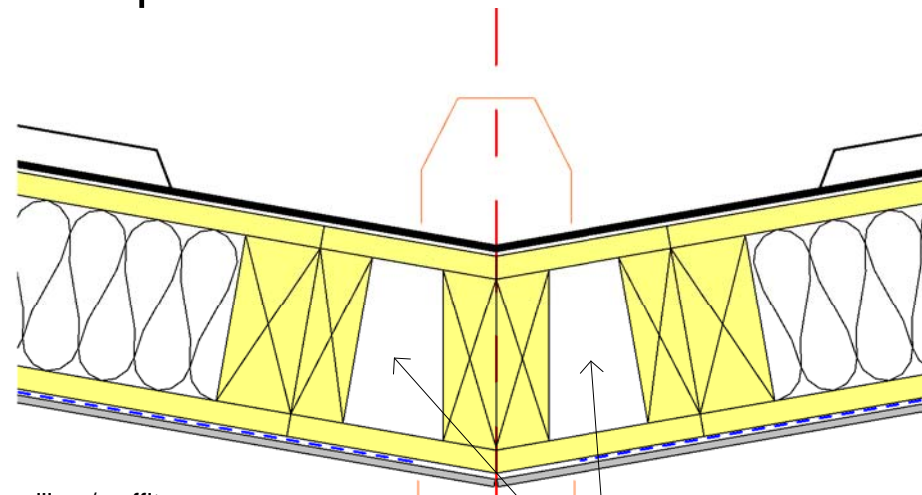
ACO 316 S/S 160dia double ended RWP 3m long with eccentric off set increasers/reducer top and bottom.



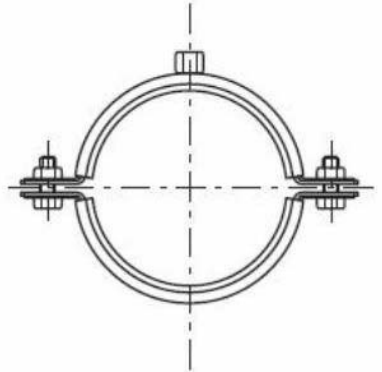
160mm double socketed pipe



Rain Water Outlets to be fitted prior to GRP installation



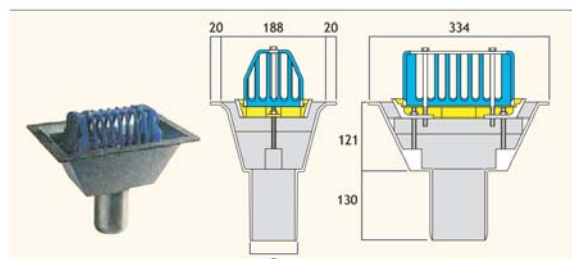
ACO RWP Support bracket with rubber infill



Harmer Roof Gully Detail outlets should be used in roof constructions incorporating formed drainage channels. They are specially designed to suit restricted width gutleys which are too narrow for standard outlets.

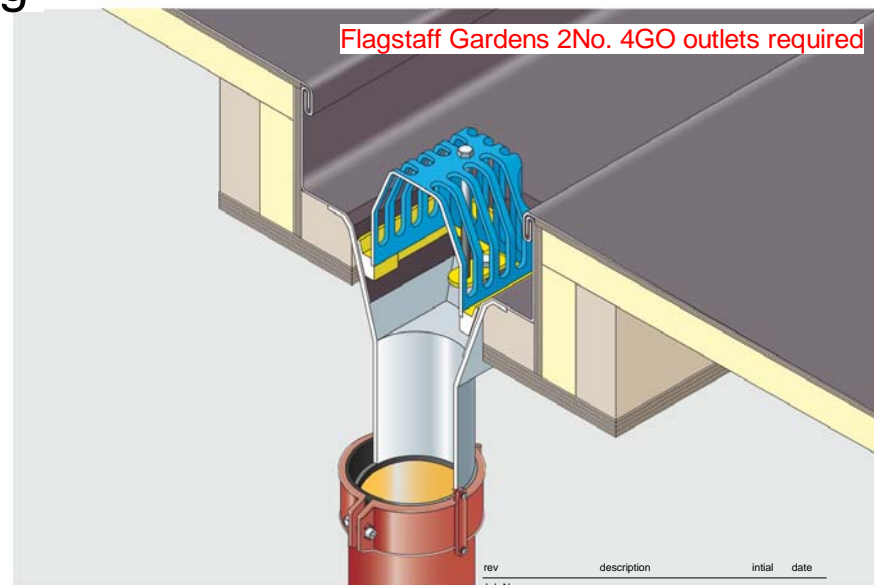
Gully Outlet

Gully outlets are suitable for direct connection to: Cast iron pipework to BS EN 877 and BS 416, HDPE pipework and PVC O-ring socketed pipework to BS 4514 (3GO and 4GO outlets). Please see pipework connections on page 34 for appropriate Harmer coupling.



Outlet Size (mm)	a (mm)	Flow Rate ¹ (l/s)	Weight (kg)	Product Code
75	83	4.97	3.7	3GO
100	110	10.41	3.9	4GO

Spigots are sized to suit nominal diameter pipework shown in the table below



THIS DRAWING AND CAD DATA THEREIN IS PROTECTED BY COPYRIGHT AND MUST NOT BE COPIED OR REPRODUCED WITHOUT THE WRITTEN CONSENT OF OWLarchitecture.com © NO DIMENSIONS ARE TO BE SCALED FROM THIS DRAWING. USE FIGURED DIMENSIONS ONLY. ALL DIMENSIONS AND SIZES ARE TO BE CHECKED ON SITE AND ANY DISCREPANCIES REPORTED TO THE ARCHITECT PRIOR TO INITIATION OF ANY WORKS.

Job Name
Public Conveniences
Flagstaff Gardens
Blackpool
Drawing Title
Rain Water Outlet

Status
Gates Signed Off
Sheet By
GJW
Job Number
1812
Drawing Number
SK102
Issued Date
05/03/2020
Scale at A3 - double scale at A1
1 : 5

Mob: 0771 898 6000
25 Crescent View
Alwoodley
Leeds
LS17 7QF
West Yorkshire
OWLarchitecture.com

Typical Static Cladding Fixing

The diagram illustrates the typical static cladding fixing. It shows a cross-section of the assembly with the following components and dimensions:

- SIPS panels wrapped in GRP**: The main cladding material.
- Framework for gate frames and wall cladding supports galvanised and painted RAL 7004**: The structural support.
- Seal all through GRP fixings****: The fasteners used to secure the cladding.
- Air gap / vent slot**: The space between the cladding and the framework.
- 50x50 galv.m/s spacer/fixings - offset 175mm from ends fixed to grp**: The L-shaped fasteners used to secure the cladding.

Dimensions shown in the diagram:

- 142 SIPS (height of the SIPS panel)
- 50 (width of the seal)
- 50 (width of the air gap / vent slot)
- 125 (width of the spacer/fixing)
- 50 (width of the spacer/fixing)
- 27 (width of the spacer/fixing)
- 10 (width of the spacer/fixing)

Typical Gate Cladding Fixing

SIPS panels wrapped in GRP

rough GRP fixings**

50

27

40

10

1No, 2No or 4No gates at 900mm plus 27mm spacings

grp wave cladding sheet

50

27

40

50

27

40

60

900mm

40

40

twice hinge tickness

air gap / vent slot

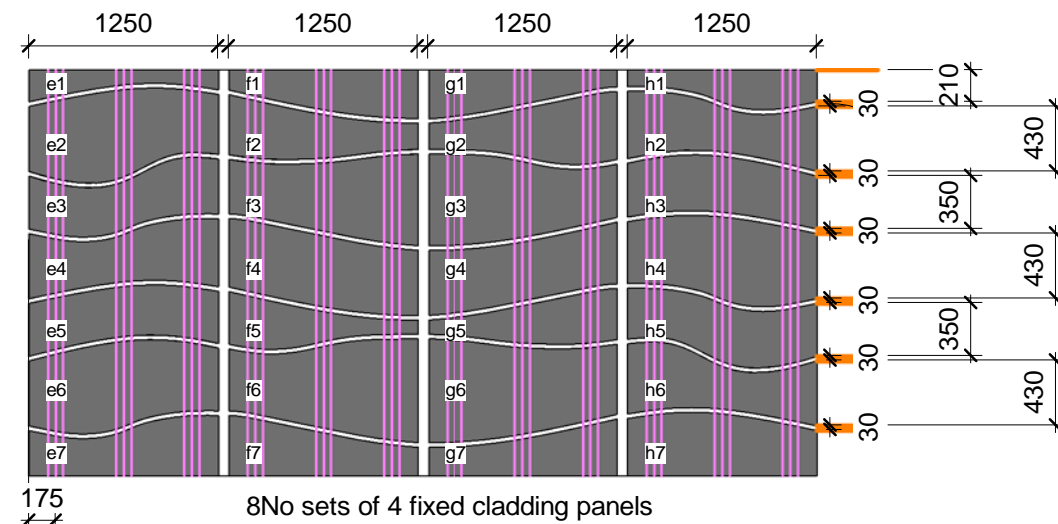
seal all through GRP fixings**

THIS DRAWING AND CAD SW. A.THEREIN IS PROTECTED BY COPYRIGHT AND MUST NOT BE COPIED OR REPRODUCED WITHOUT THE WRITTEN CONSENT OF OWLArchitecture.com ©

NO DIMENSIONS ARE TO BE SCALED FROM THIS DRAWING. USE FIGURED DIMENSIONS ONLY.

ALL DIMENSIONS AND SIZES ARE TO BE CHECKED ON SITE AND ANY DISCREPANCIES REPORTED TO THE ARCHITECT

Framework for gate frames and wall cladding supports galvanised and painted RAL 7004



Mob: 0771 898 6000

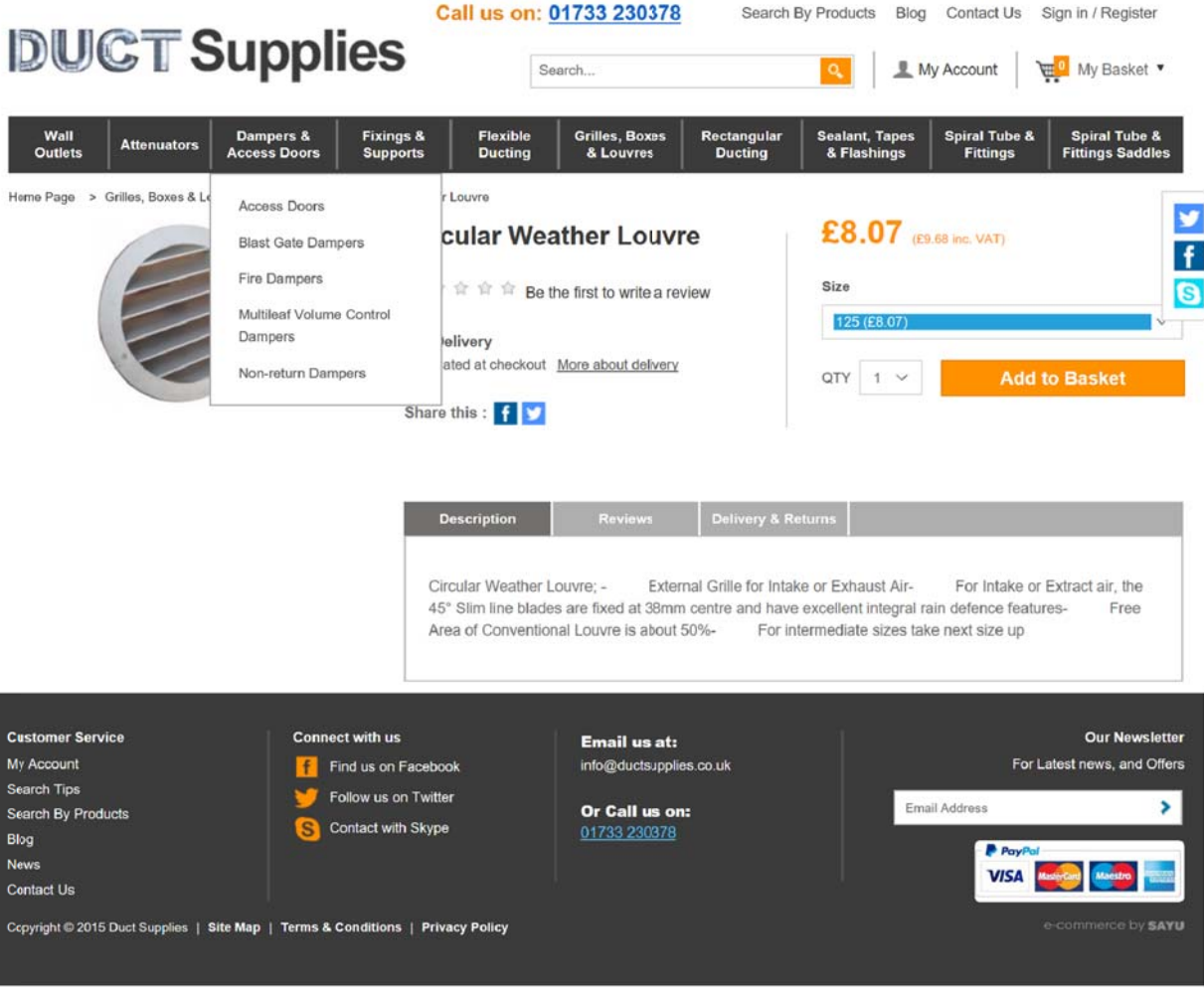
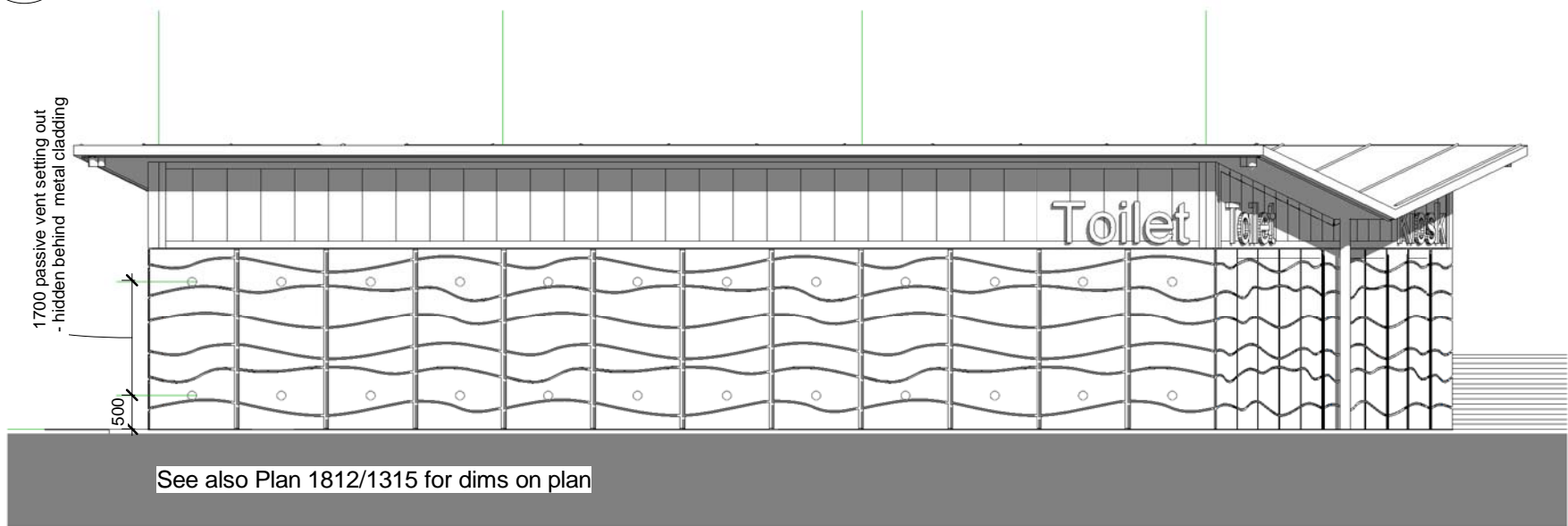
25 Crescent View
Alwoodley
Leeds
LS17 7QF
West Yorkshire

OWL architecture.com

Garden Elevation showing ventilation grilles behind external wave cladding

1

1 : 100



All elevations to have (core drill hole size) 125 dia Louvre Metal Grilles with fly screen inside and out set with centres 500mm above ffl and 1700 vertical.

One pair of grilles to top and bottom of each (4 foot) cladding panel.

Grilles are to be double sealed to the GRP cladding and through the wall in sealed ducts and securely fixed. NB. Moisture is not to be allowed to seep into the SIPS panels.

Grilles at this spacing are equivalent to a continuous 10mm slot vent.

The difference in height (1.7m) provides a natural passive air flow in all weather conditions.

Where internal grilles are within in ducts; these ducts are to have corresponding grilles or a continuous 10mm slot vent.

THIS DRAWING AND CAD DATA THEREIN IS PROTECTED BY
COPYRIGHT
AND MUST NOT BE COPIED OR REPRODUCED
WITHOUT THE WRITTEN CONSENT OF
OWLarchitecture.com
©
NO DIMENSIONS ARE TO BE SCALED FROM THIS DRAWING.
USE FIGURED DIMENSIONS ONLY.
ALL DIMENSIONS AND SIZES ARE TO BE CHECKED ON SITE
AND ANY DISCREPANCIES REPORTED TO THE ARCHITECT
PRIOR TO INITIATION OF ANY WORKS.

No
Job Name
Public Conveniences
Flagstaff Park
Blackpool
Drawing Title
Passive Ventilation
Status
Gates Signed Off
Sheet By
GJW
Scale at A3 - double scale at A1
1 : 100
Job Number
1812
Drawing Number
SK104
Issued Date
05/03/2020

Mob 0771 898 6000
25 Crescent View
Alwoodley
Leeds
LS17 7QF
West Yorkshire
OWLarchitecture.com

Scale set for printing at A3 thus the Scale is Doubled at A1. For example; A drawing set to print at Scale 1:200 at A3 becomes scale 1:100 when it is printed at A1.

